


| Pin Type | DIM L | Pin Type | REV | MODIFICATION | DATE | DRAW |
|----------|---------|----------------|-----|--------------|------|------|
| Detect | 3.5 mm | 25,26 | | | | |
| General | 4.25 mm | All Other Pins | | | | |
| Power | 5.0 mm | 1,13,38,50 | | | | |



| | | | | |
|--------------------------------------|-------------|------------------------|---|-------------------------|
| DIMENSION IN mm [Inch] | | PROD. SPEC. SP0028 | KINGFONT PRECISION INDUSTRIAL CO., LTD. | |
| TOLERANCE UNLESS OTHERWISE SPECIFIED | | PKG. SPEC. PPP-CFC-016 | CF CARD TYPE 1,2 STAND-OFF 0.0 TITLE NORMAL TYPE WITH CAP | CUSTOMER DRAWING |
| .X±0.30 | .X'± 1" | APPROVE <i>Gang</i> | FILE NO. KFP-028 | DWG NO. CFCMD-45TXXW006 |
| .XX±0.20 | .X'± 0.5" | CHECK <i>Sto</i> | SIZE A4 | PROJ. SHEET 1 / 2 |
| .XXX±0.10 | .XX'± 0.25" | DRAW <i>Fong</i> | SCALE 1:1 | REV A |

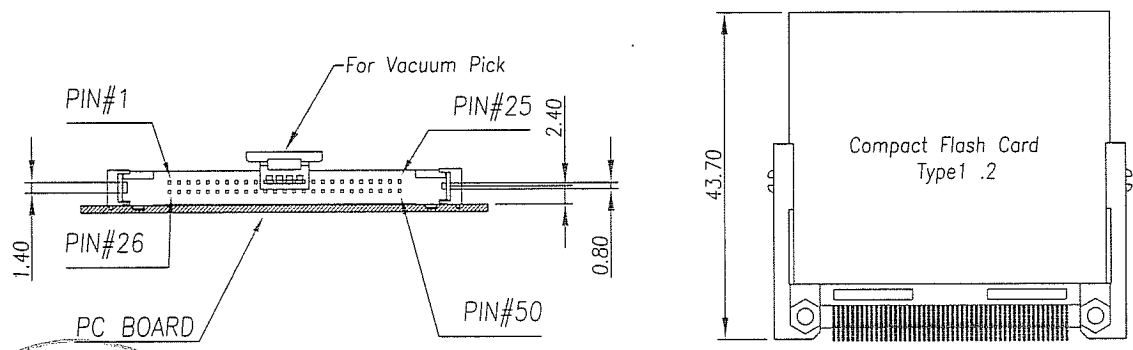
8F-06-R02

1 2 3 4 5 6 7 8

| REV | MODIFICATION | DATE | DRAW |
|-----|--------------|------|------|
| | | | |
| | | | |
| | | | |

F
E
D
C
B
A

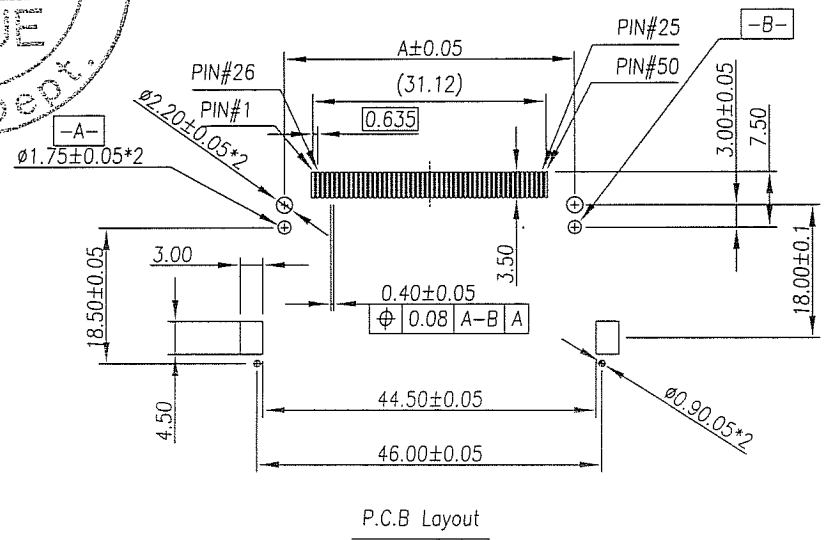

F
E
D
C
B
A



CARD INSERTION

SPECIFICATIONS:

- HOUSING : High Temperature Plastic, UL 94V-0
- CONTACT : Copper Alloys
- VOLTAGE RATING : 100VAC
- CURRENT RATING : 0.5A
- CONTACT RESISTANCE: 40 m Ohm max.
- INSULATION RESISTANCE: 1000M Ohm min.
- DIELECTRIC STRENGTH : 500VAC/1min
- OPERATION TEMPERATURE : -40°C~85°C



P.C.B Layout

Ordering Information:

CFC M D - 4 5T XX W 0 0 6

Pin No. Color: W-White. Dim-A 6-38.74+CAP

TYPE 2(SLIM) 0:STANDOFF 0mm 0 : NORMAL TYPE

Contact Area Plating:
 15--15U" Gold Plating.
 30--30U" Gold Plating.

| | | | | |
|--------------------------------------|-------------|------------------------|---|-------------------------|
| DIMENSION IN mm [Inch] | | PROD. SPEC. SP0028 | KINGFONT PRECISION INDUSTRIAL CO., LTD. | |
| TOLERANCE UNLESS OTHERWISE SPECIFIED | | PKG. SPEC. PPP-CFC-016 | CF CARD TYPE1,2 STAND-OFF 0.0 | CUSTOMER DRAWING |
| .X±0.30 | .X'± 1' | APPROVE <i>Gmm</i> | NORMAL TYPE WITH CAP | FILE NO. KFP-028 |
| .XX±0.20 | .X'± 0.5' | CHECK <i>Sto</i> | | DWG NO. CFCMD-45TXXW006 |
| .XXX±0.10 | .XX'± 0.25' | DRAW <i>Jany</i> | SIZE A4 | PROJ. SHEET 2 / 2 |
| | | | SCALE 1:1 | REV A |

1 2 3 4 5 6 7 8 8F-06-R02