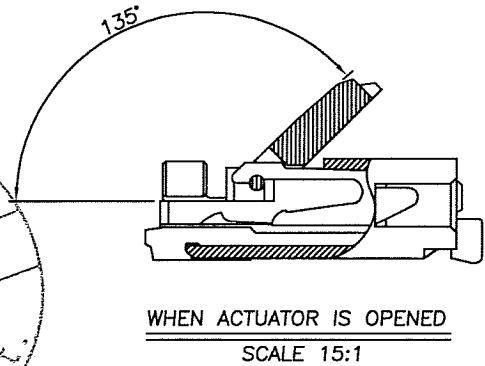
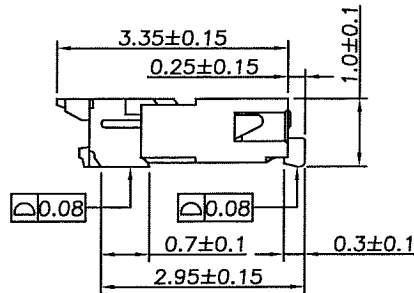
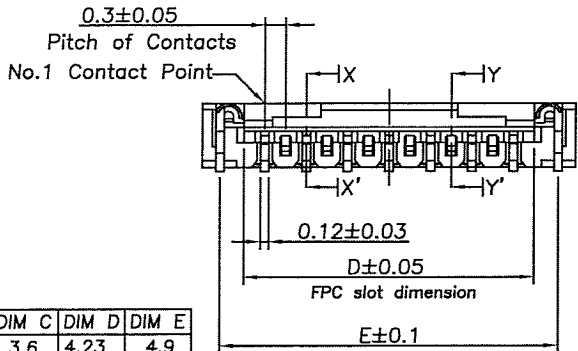
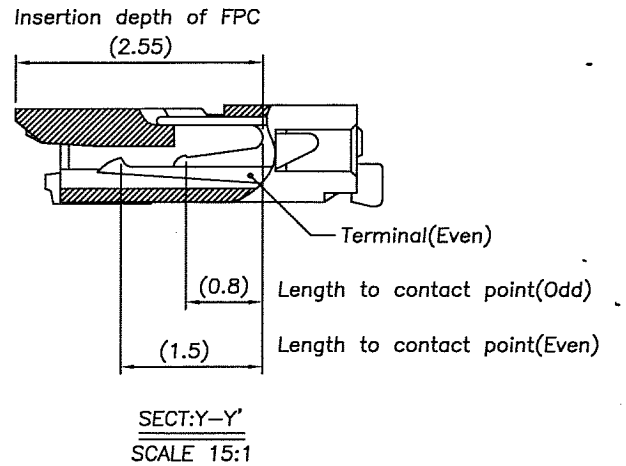
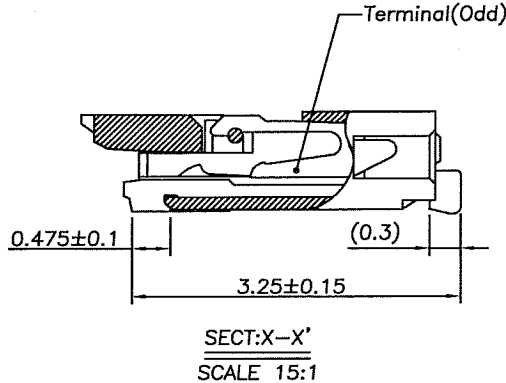
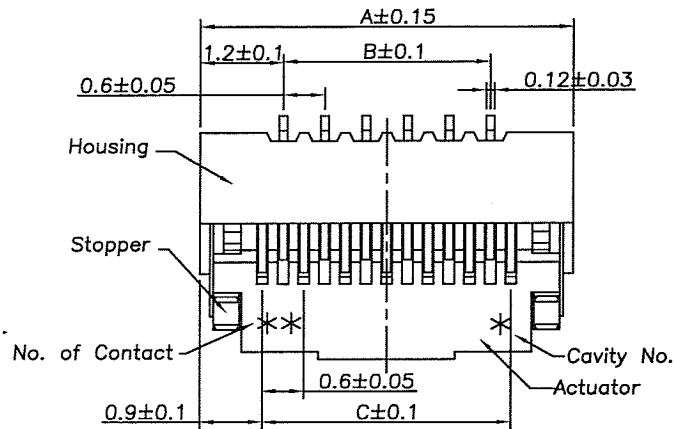


1 2 3 4 5 6 7 8

REV	MODIFICATION	DATE	DRAW
B	EN-08-0306	97.03.06	SAN
C	EN-11-1027	100/10/14	Chris

F
E
D
C
B
A



Pin No	DIM A	DIM B	DIM C	DIM D	DIM E
13	5.4	3.0	3.6	4.23	4.9
15	6.0	3.6	4.2	4.83	5.5
17	6.6	4.2	4.8	5.43	6.1
19	7.2	4.8	5.4	6.03	6.7
21	7.8	5.4	6.0	6.63	7.3
23	8.4	6.0	6.6	7.23	7.9
25	9.0	6.6	7.2	7.83	8.5
27	9.6	7.2	7.8	8.43	9.1
29	10.2	7.8	8.4	9.03	9.7
31	10.8	8.4	9.0	9.63	10.3
33	11.4	9.0	9.6	10.23	10.9
35	12.0	9.6	10.2	10.83	11.5
37	12.6	10.2	10.8	11.43	12.1
39	13.2	10.8	11.4	12.03	12.7
41	13.8	11.4	12.0	12.63	13.3
45	15.0	12.6	13.2	13.83	14.5
49	16.2	13.8	14.4	15.03	15.7
51	16.8	14.4	15.0	15.63	16.3
57	18.6	16.2	16.8	17.43	18.1
61	19.8	17.4	18.0	18.63	19.3
71	22.8	20.4	21.0	21.63	22.3

NOTES:

1. Material:

Housing: LCP (UL 94V-0)
Actuator: LCP (UL 94-0)
Terminal: Phosphor Bronze
Stopper: Phosphor Bronze

2. Plating:

Terminal: See Ordering information
Stopper: Tin Over Nickel (Lead Free)

Order Information:

FPCML-2 XX XX MA00-G

No of Pin

Plating

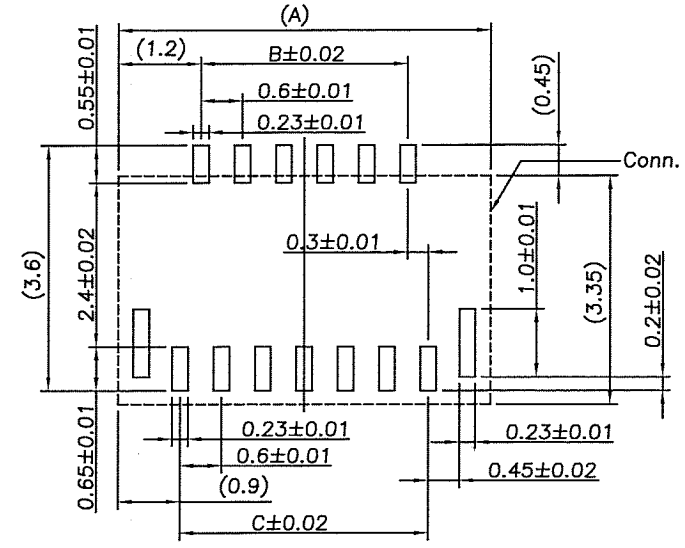
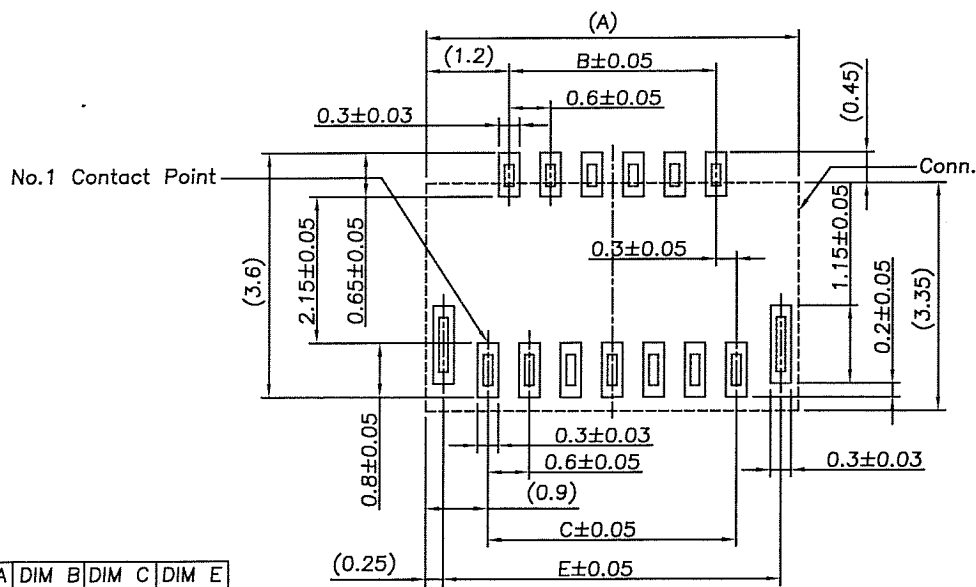
01: Gold Flash (1u"~3u")
03: 0.3u" Gold
TT: Lead Free



DIMENSION IN: mm [Inch]		PROD. SPEC.		C KINGFONT KINGFONT PRECISION INDUSTRIAL CO., LTD.	
TOLERANCE UNLESS OTHERWISE SPECIFIED		PKG. SPEC.		TITLE 0.3mm Pitch FPC Conn.E/O (H=1.0) CUSTOMER DRAWING	
.X±0.30	X'±1"	APPROVE <i>Gerry</i>		FILE NO.	
.XX±0.20	.X'±	CHECK <i>Gerry</i>		DWG NO. FPCML-2XXXXMA00-G	
.XXX±0.10	.XX'±	DRAW <i>CHRIS</i>		SIZE A4	
				PROJ. SHEET 1 / 4	
				SCALE 10:1 REV C	


1 2 3 4 5 6 7 8 8F-06-R02

REV	MODIFICATION	DATE	DRAW
B	EN-08-0306	97.03.06	SAN
C	EN-11-1027	100/10/14	Chris



Pin No	DIM A	DIM B	DIM C	DIM E
13	5.4	3.0	3.6	4.9
15	6.0	3.6	4.2	5.5
17	6.6	4.2	4.8	6.1
19	7.2	4.8	5.4	6.7
21	7.8	5.4	6.0	7.3
23	8.4	6.0	6.6	7.9
25	9.0	6.6	7.2	8.5
27	9.6	7.2	7.8	9.1
29	10.2	7.8	8.4	9.7
31	10.8	8.4	9.0	10.3
33	11.4	9.0	9.6	10.9
35	12.0	9.6	10.2	11.5
37	12.6	10.2	10.8	12.1
39	13.2	10.8	11.4	12.7
41	13.8	11.4	12.0	13.3
45	15.0	12.6	13.2	14.5
49	16.2	13.8	14.4	15.7
51	16.8	14.4	15.0	16.3
57	18.6	16.2	16.8	18.1
61	19.8	17.4	18.0	19.3
71	22.8	20.4	21.0	22.3


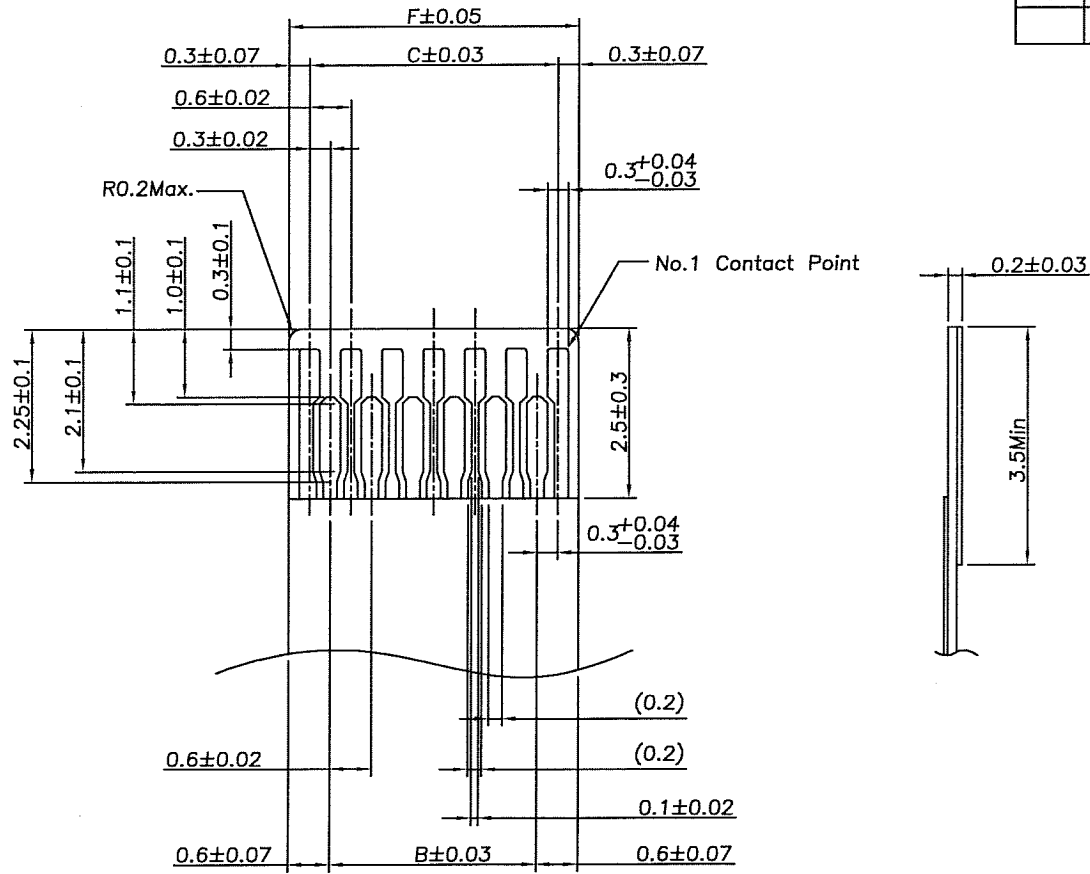
↑
FPC/FFC INSERT DIRECTION
P.C.B. Layout



Recommended metal mask pattern

DIMENSION IN mm [Inch]		PROD. SPEC.		C KINGFONT PRECISION INDUSTRIAL CO., LTD.	
TOLERANCE UNLESS OTHERWISE SPECIFIED		PKG. SPEC.		TITLE 0.3mm Pitch FPC Conn.E/O (H=1.0) CUSTOMER DRAWING	
.X±0.30	X'±1"	APPROVE <i>Gomy</i>		FILE NO.	
.XX±0.20	.X'±	CHECK <i>Fony</i>		DWG NO. FPCML-2XXXXMA00-G	
.XXX±0.10	.XX±	DRAW <i>Chris</i>		SIZE A4	
				PROJ. SHEET 2 / 4	
				SCALE 10:1 REV C	

REV	MODIFICATION	DATE	DRAW
B	EN-08-0306	97.03.06	SAN
C	EN-11-1027	100/10/14	Chris



Pin No	DIM B	DIM C	DIM F
13	3.0	3.6	4.2
15	3.6	4.2	4.8
17	4.2	4.8	5.4
19	4.8	5.4	6.0
21	5.4	6.0	6.6
23	6.0	6.6	7.2
25	6.6	7.2	7.8
27	7.2	7.8	8.4
29	7.8	8.4	9.0
31	8.4	9.0	9.6
33	9.0	9.6	10.2
35	9.6	10.2	10.8
37	10.2	10.8	11.4
39	10.8	11.4	12.0
41	11.4	12.0	12.6
45	12.6	13.2	13.8
49	13.8	14.4	15.0
51	14.4	15.0	15.6
57	16.2	16.8	17.4
61	17.4	18.0	18.6
71	20.4	21.0	21.6

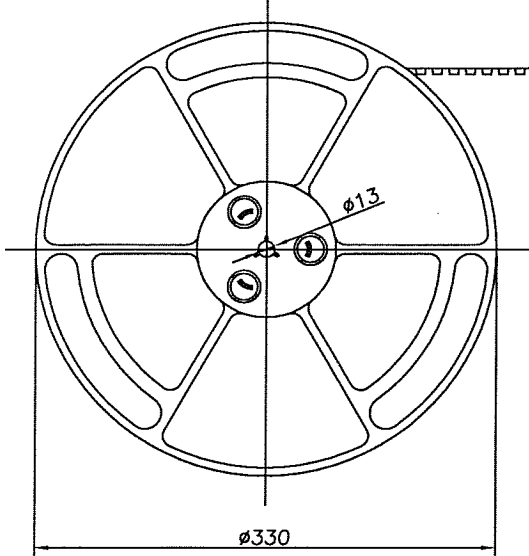
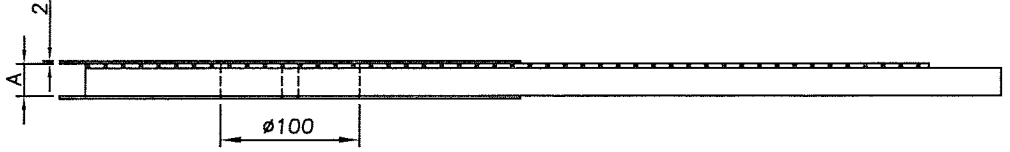
Applicable FPC

DIMENSION IN mm [Inch]		PROD. SPEC.	C KINGFONT PRECISION INDUSTRIAL CO., LTD.	
TOLERANCE UNLESS OTHERWISE SPECIFIED		PKG. SPEC.	TITLE	CUSTOMER DRAWING
.X±0.30	X.*± 1*	APPROVE <i>Gony</i>	0.3mm Pitch FPC Conn.E/O (H=1.0)	
.XX±0.20	.X*±	CHECK <i>Gony</i>	FILE NO.	DWG NO. FPCML-2XXXXMA00-G
.XXX±0.10	.XX*±	DRAW <i>chris</i>	SIZE A4	PROJ. SHEET 3 / 4
			SCALE 10:1	REV C

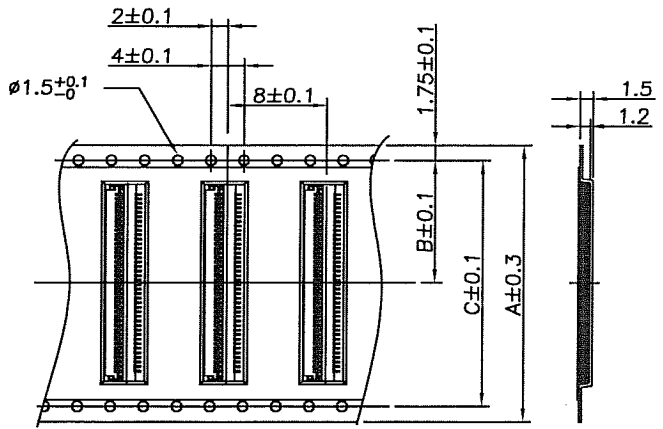
1 2 3 4 5 6 7 8

REV	MODIFICATION	DATE	DRAW
B	EN-08-0306	97.03.06	SAN
C	EN-11-1027	100/10/14	Chris

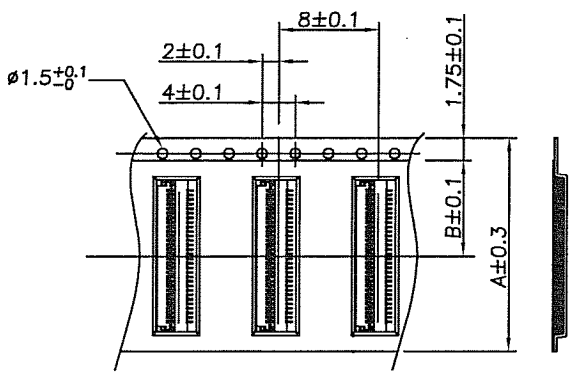
NO OF CONTACT	DIM A	DIM B	DIM C
13~25	16	7.5	—
27~51	24	11.5	—
57~70	32	14.2	28.4
71	44	20.2	40.4



PULL OUT DIRECTION



PULL OUT DIRECTION



PULL OUT DIRECTION

- Note:
- 1.10 sprocket hole pitch cumulative tolerance ± 0.2
 2. Carrier camber is within 1 mm in 250mm.
 3. Material: Black Conductive Polystyrene Alloy
 4. Thickness: 0.3 ± 0.05 mm
 5. Component load per 13" reel: 5000 pcs.
 6. For tape width (dimension F) 12/16 and 25mm a pilot hole is provided on one side
For tape width (dimension F) 32mm and 44mm pilot holes are provided on both side

DIMENSION IN mm [Inch]		PROD. SPEC.	C KINGFONT PRECISION INDUSTRIAL CO., LTD.	
TOLERANCE UNLESS OTHERWISE SPECIFIED		PKG. SPEC.	TITLE 0.3mm Pitch FPC Conn.E/O (H=1.0) CUSTOMER DRAWING	
.X \pm 0.30	X.' \pm 1'	APPROVE <i>Gom</i>	FILE NO.	DWG NO. FPCML-2XXXXMA00-G
.XX \pm 0.20	.X' \pm	CHECK <i>Yany</i>	SIZE A4	PROJ. SHEET 4 / 4
.XXX \pm 0.10	.XX' \pm	DRAW <i>Chris</i>	SCALE 10:1	REV C

1 2 3 4 5 6 7 8 8F-06-R02