

# Marking Torque Screwdriver – MNTD

Fig.: MNTD-260CN



## Colour Marking Preset Clicker Torque Driver



A world first! When the set torque is achieved, it automatically marks evidence of proper tightening on the heads of small screws and bolts. It determines whether tightening has been missed by detecting the presence or absence of marks, at the end of the manufacturing process and after shipping. MNTD series Error-proofing (Pokayoke) torque drivers mark small screws and bolts after tightening, as a human tightening error countermeasure.

It is common to use a pen to mark work after tightening with a torque screwdriver, but with a Tohnichi marking tool the two actions are combined into one, improving productivity. When set torque is achieved, marking is done automatically, eliminating the possibility of an operator otherwise forgetting to mark work.

Clearly identifiable marks provide evidence of tightening to the required torque, and this evidence remains even after manufacturing and shipping. Markings on bolt and screw heads can be detected in image form using an industrial level CCD camera, permitting unmanned inspections.

One marker (sold separately) can mark about 1,000 times. Selection of two colors: red and blue. Marker positioning is adjustable to accommodate a wide variety of bolts and screws. Lineup includes a total of 7 types of Phillips cross (+) and hexagon bits for MNTD series products (sold separately).

Auxiliary T-handle (standard accessory only for the MNTD500CN), resin grip (green; standard accessory only for the MNTD120CN and MNTD 260CN).

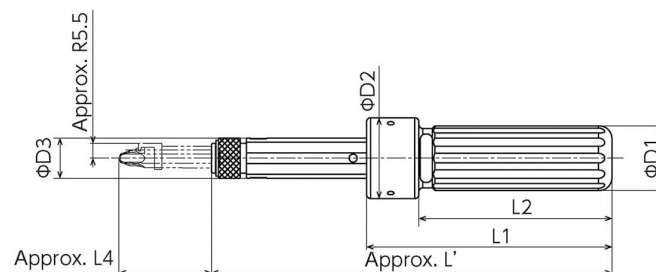


- ▶ Obvious marking on pan, flat and binding head screws.
- ▶ Suitable for precision equipment assembly by non-rotary mechanism.
- ▶ Accuracy according to EN ISO 6789 (type II, class E).
- ▶ Approx. 1,000 shots per marker.
- ▶ Selection of two colors: **Red** and **Blue**.
- ▶ Total 7 types of Phillips and Hexagon bits available.
- ▶ Easy replacement with disposable marker.
- ▶ Possibility to level up inspection system with CCD camera.

## Notes

- *Special bits and markers are required during use. Select the body, special bit(s) and marker that suit your purposes, then place your order.*
- *Use screws and bolts with head diameters of at least 5.5 mm.*
- *Cannot mark locking bolts or screws with hex holes.*
- *Black screws and bolts may reduce mark visibility. If you consider adopting this system, we recommend that you first conduct tests.*

■ MNTD120CN, 260CN



- #1601: Ph Cross Bit #1
- #1602: Ph Cross Bit #2
- #1603: Ph Cross Bit #3
- #1611: Hexagon Bit 2.5
- #1612: Hexagon Bit 3
- #1613: Hexagon Bit 4
- #1614: Hexagon Bit 5

- #1621: Marker, Red, Pack 10
- #1622: Marker, Red, Pack 100
- #1623: Marker, Blue, Pack 10
- #1624: Marker, Blue, Pack 100

## MNTD

Model	Item No.	Torque Range*			Applicable Screw		L'	φD1	Weight	Hex
		cN·m	kgf·cm	lbf·in	small	tapping				
MNTD120CN	T202225	40 - 120	4 - 12	4 - 10	(M3.5)	M3 (M3.5)	150	24	0.22	¼
MNTD260CN	T202226	100 - 260	10 - 26	10 - 22	M4 (M4.5)	M4	152	30.5	0.32	¼
MNTD500CN	T202227	200 - 500	20 - 50	20 - 44	M5, M6	(M4.5)	168	33	0.43	¼

\* Table showing manufacturer's specifications. Usage in medium range (approx. 1/3 to 4/5 of rated capacity) is recommended. If you regularly worked close to the limit of load (maximum capacity), a larger model might be more recommendable.

