

# ELECTRO-LUBER™

## INSTALLATION INSTRUCTIONS MICRO, MINI, BUDGET & JUMBO

### Working Principle

When one or a combination of selector switches are turned on, an electro-chemical reactor cell is activated. This begins an electro-chemical reaction whereby electrical energy is converted into nitrogen gas. The gas is trapped in a hermetically sealed bellows type gas chamber. As the gas is produced, an internal pressure builds up, which is applied against a piston. The piston then forces the lubricant out of the cylinder and into the lube point. The strength of the electrical current determines the amount of gas produced, which in turn, controls the rate of lubricant flow and the length of time the ELECTRO-LUBER™ will operate.

### General Information

At every installation, using a hand grease gun and the same type of grease, pump a few shots of lubricant into the bearing. It is good practice to purge the bearing at every change out. If fittings or grease lines are used, these also should be filled with the same lubricant. .

Install the ELECTRO-LUBER™, if possible, directly on the bearing. The ELECTRO-LUBER™ MICRO & MINI-LUBER™ have ¼" NPT threads, the BUDGET-LUBER™ and JUMBO-LUBER™ have ½" NPT threads. To mount the ELECTRO-LUBER™ on bearings with different thread sizes use standard plumbing adapters or adapters available from **A.T.S. Electro-lube™**.

For remote installation of ELECTRO-LUBER™ filled with grease use up to 3 feet of pipe or tubing with a minimum ¼" ID (3/8" preferred). If oil is being used, line length may be up to 15 feet. Oil filled lubricators must be mounted with outlet pointed upward to avoid lubricant running out. If mounting oil filled lubricators with the outlet pointing downward, they must be used with a low pressure check valve.

High temperature lubricants, with an NLGI 2 rating, tend to harden at low temperatures and the lubricator cannot push them out. In low temperature applications use Lowtemp lubricants with NLGI 0 or 1 rating.

Each ELECTRO-LUBER™ is supplied with a **weather proof switch cap with O-Ring which must be installed and tightened in all cases** as protection against weather and moisture. This cap **must** be kept on to insure the intrinsic safety rating of the unit.

To insure the success of your ELECTRO-LUBER™ installation, do not use in temperatures below - 40° F or above 131° F ( -40° C to 55° C), or in an application requiring more than 50 psi. The ELECTRO-LUBER™ is a single-point lubricator and is not designed to feed more than one bearing.

Warning: Wait 30 seconds after removing switch cap before operating any switches to ensure venting of the battery chamber.

**B-SWITCH** – Booster Switch – designed to make unit run 5% faster (can leave on through duration of setting)

### Starting Procedure

Select the dispensing time and amount of lubricant required, then click the appropriate switch or switches. This action closes a circuit and the gas generation begins.

Also click on the "LIGHT" switch. The LED light will soon flash and will repeat every 15 to 20 seconds for as long as the circuit is closed. The presence of the LED light assures that the system is in working order.

With the ELECTRO-LUBER™, **after the circuit is closed, there is a delay** before enough gas is formed to start moving the piston. The longer the dispensing period, the longer the delay.

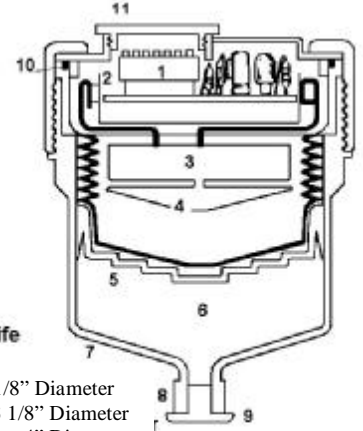
**If continuous uninterrupted lubrication is required, "prestart" the ELECTRO-LUBER™ for 12 hours with all switches in the "ON" position. After this time return all switches to the "OFF" position except the ones for the chosen dispensing rate.**

If you do not "prestart" the delay time will be:

|                         | Time Delay to Dispense |       |       |         |         |
|-------------------------|------------------------|-------|-------|---------|---------|
| Month switch Setting    | 1 mo                   | 2 mo  | 3mo   | 6 mo    | 12 mo   |
| Delay in Hours To Start | 18-24                  | 40-48 | 60-70 | 120-140 | 240-280 |

1. Time selector switches, resistors and electronic circuit board.
2. Battery chamber with 2 x 1.5 volt alkaline batteries.
3. Electrochemical cell and electrolyte.
4. Bellow gas chamber.
5. Piston.
6. Lubricant reservoir.
7. Cylinder - nylon.
8. Mounting nipple.
9. Outer plug.
10. "O" ring.
11. Switch panel cap.

1 year shelf life



**MICRO-LUBER™** dimensions 5" High x 3 1/8" Diameter  
**MINI-LUBER™** dimensions: 5 5/8" High x 3 1/8" Diameter  
**BUDGET-LUBER™** dimensions 6 1/4" High x 4" Diameter  
**JUMBO-LUBER™** dimensions: 6 3/4" High x 4 3/4" Diam.  
**TEMP.RANGE:** -40°F to 131°F (-40° C to 55°C)



## Operating Procedure

If it is desired to increase or decrease the lubricant dispensing rate during operations, simply click the switch in use to OFF. Then click on the new switch setting.

To turn OFF the ELECTRO-LUBER™ during periods of shutdown click all switches, including the “LIGHT” switch, to OFF. It is not necessary to turn off the lubricator before disposal, simply remove from the bearing and dispose with your other used grease products.

Removing an ELECTRO-LUBER™ during operation will permit the discharge of lubricant until the point equilibrium in the expandable gas chamber is reached. In a bearing with no back pressure no discharge will occur.



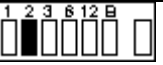


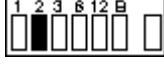


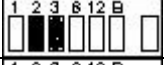








**NOTE – The lubricants dispensed by this equipment are to have flash points greater than 200° F.**

## To Prevent Accidents

**DO NOT DISMANTLE DISCHARGED ELECTRO-LUBER™ (UNDER PRESSURE UP TO 50 PSI) WITHOUT FIRST PUNCTURING A HOLE THROUGH THE BOTTOM OUTLET (GREASE OUTLET), THROUGH THE PISTON AND INTO THE GAS CHAMBER TO RELIEVE THE PRESSURE.**

## Comparison Chart






This chart compares the lubricant output rate of the ELECTRO-LUBER™ with several common manual lubrication schedules. The ELECTRO-LUBER™ switch setting indicated will provide comparable lubrication to that of the manual practice shown. Do not over-lubricate bearings.







| Manual Lubrication Schedule            | MICRO LUBER Setting |   | MINI LUBER Setting |   | BUDGET LUBER Setting |   | JUMBO LUBER Setting |   |
|--|---------------------|---|--------------------|---|----------------------|---|---------------------|---|
|  | Unit Life           | Switch Setting  | Unit Life          | Switch Setting  | Unit Life            | Switch Setting  | Unit Life           | Switch Setting  |
| Daily lubrication<br>3 – 4 strokes     | .5 month            |    | 1 month            |    | 2 months             |    | 4 months            |    |
| 2 – 3 day lubrication<br>3 – 4 strokes | 1 month             |    | 2 months           |    | 4 months             |    | 8 months            |    |
| Weekly lubrication<br>8 – 10 strokes   | 1.5 months          |  | 3 months           |  | 6 months             |  | 12 months           |  |
| Bi-week lubrication<br>8-10 strokes    | 3 months            |  | 6 months           |  | 12 months            |  |                     |   |
| Monthly lubrication<br>8-10 strokes    | 6 months            |  | 12 months          |  |                      |   |                     |   |

NOTE: For above units, they can be emptied in 2 weeks by setting all DIP switches to the “ON” position.

## A “Rule of Thumb” for Switch Setting

This chart offers a “Rule for Thumb” for selecting appropriate switch settings and lubricant output rates for some basic applications. Many variables must be considered when determining the best setting for your operating environment. Areas of high contamination and heavy water washout generally require a slight increase in lubricant flow rate. The settings shown below are based on an average ambient operating temperature of 68° Fahrenheit. Please consult the temperature chart on the following page for using your ELECTRO-LUBER™ in other temperature ranges. Because of the wide number of variables found in actual operating environments, this chart should only be considered as a guide in making a selection of the proper switch settings. ALWAYS AVOID OVER-LUBRICATING.

| Bearing Shaft Size | MICRO LUBER   |               |
|--------------------|---|---------------|
|                    | Switch Setting  | Days to Empty |
| 4” to 4 ¾”         |  | 15            |
| 3 ¼” to 4”         |  | 30            |
| 2 ¾” to 3 ¼”       |  | 45            |
| 2 ¼” to 2 ¾”       |  | 90            |
| 1 ¾” to 2 ¼”       |  | 120           |

| Bearing Shaft Size | MINI LUBER  |               |
|--------------------|---|---------------|
|                    | Switch Setting  | Days to Empty |
| 4 ¾” to 6 ½”       |  | 15            |
| 4” to 4 ¾”         |  | 30            |
| 3 ¼” to 4”         |  | 60            |
| 2 ¾” to 3 ¼”       |  | 90            |
| 2 ¼” to 2 ¾”       |  | 180           |
| 1 ¾” to 2 ¼”       |  | 360           |

"Rule of Thumb" continued

| Bearing Shaft Size | BUDGET LUBER   |               |
|--------------------|----------------|---------------|
|                    | Switch Setting | Days to Empty |
| 4 3/4" to 6 1/2"   |                | 30            |
| 4" to 4 3/4"       |                | 60            |
| 3 1/4" to 4"       |                | 120           |
| 2 3/4" to 3 1/4"   |                | 180           |
| 2 1/4" to 2 3/4"   |                | 360           |

| Bearing Shaft Size | JUMBO LUBER    |               |
|--------------------|----------------|---------------|
|                    | Switch Setting | Days to Empty |
| 12 to 14 3/4"      |                | 20            |
| 10 3/4" to 12"     |                | 30            |
| 8 1/2" to 10 3/4"  |                | 60            |
| 6 1/2" to 8 1/2"   |                | 90            |
| 4" to 6 1/2"       |                | 120           |
| 2 3/4" to 4"       |                | 360           |

## Adjustment for Temperature Variation

The ELECTRO-LUBER™ dispensing rate is calculated at 20° C (68° F) at sea level, and 14.7 PSI/G. However, as the temperature RISES, the dispensing rate INCREASES. As the temperature FALLS, the dispensing rate DECREASES. To calculate the dispensing rate of the ELECTRO-LUBER™ dispenser at higher or lower average temperatures refer to the following chart, and apply the factor to the charts on the last page.

|   | °F     | °C   | FACTOR |  |  |
|---|--------|------|--------|--|--|
| Red Ring<br>MOST EFFECTIVE<br>OPERATING TEMPERATURES  | +131°  | +55° | +35%   | Standard dispenser – maximum working life<br>90 days at 55° C (131° F)                       |  |
|   | +113°  | +45° | +30%   |  |  |
|   | +104°  | +40° | +20%   |  |  |
|   | +95°   | +35° | +15%   |  |  |
|   | +86°   | +30° | +10%   |  |  |
|   | +77°   | +25° | +5%    |  |  |
|   | +68°   | +20° | Stable |  |  |
| Blue Ring<br>MOST EFFECTIVE<br>OPERATING TEMPERATURES | +59°   | +15° | -5%    | EXAMPLE 1<br>A "30 day" unit installed at 40° C will empty<br>20% faster (24 day discharge). |  |
|   | +50°   | +10° | -10%   |  |  |
|   | +41°   | +5°  | -15%   |  |  |
|   | +32°   | 0°   | -20%   |  |  |
|   | +23°   | -5°  | -25%   |  |  |
|   | +14°   | -10° | -30%   |  |  |
|   | +3.2°  | -16° | -35%   |  |  |
|   | -4.0°  | -20° | -40%   |  |  |
|   | -14.8° | -26° | -45%   |  | EXAMPLE 2<br>A "30 day" unit installed at -30° C has a 50%<br>dispensing rate loss (45 day discharge). |
|   | -22°   | -30° | -50%   |  |  |
| -32.8°  | -36°   | -55% |        |  |  |
| -40°  | -40°   | -60% |        |  |  |
|   |        |      |        | Standard dispensing will function normally<br>to a temperature of -40° C (-40° F).           |  |

## Adjustment for Altitude

The ELECTRO-LUBER™ operates in normal fashion at altitudes to 1000 feet above sea level. The dispensing rate will increase above 1000 feet due to reduced atmospheric pressure. For example, at 2000 feet the discharge rate will be 10% faster. For every additional 1000 feet of altitude the discharge rate will increase by an additional 5%. For applications at high elevations please request special instructions.

## Special Conditions for Safe Use (ATEX Intrinsic Safety)

The apparatus must not be installed in a position where it may be subjected to an excessive air/fluid flow that could cause electrostatic charge to build up.

**ATEX UNITS - DO NOT LEAVE LITE SWITCH ON – IT IS ONLY MEANT FOR TESTING TO MAKE SURE UNIT IS WORKING DURING INITIAL INSTALLATION. CIRCUITBOARD HAS A SPECIAL LED RESISTOR TO COMPLY WITH ATEX INTRINSIC STANDARDS. TEST TO MAKE SURE LED BLINKS AND THEN TURN LITE SWITCH OFF.**

NOTE: Not responsible for consequential damage beyond replacement of ELECTRO-LUBER™ or refund of amount paid.

## Selection of Switch Settings

One stroke from a typical grease gun is equal to approximately one cubic centimetre (cc). To select the switch setting appropriate for your application first look across the temperature row for the approximate ambient temperature for the application. For fluctuating temperature applications, take the average between the high and the low temperature. Next, look down the column for the desired output of lubricant, remembering that 1 cc is equal to approximately one stroke from a grease gun. The switch settings are shown in the left most column.

### Mini-Luber™ (125cc)

Lubricant output rates for various temperatures at altitudes from sea level to 1000 feet

| Switch settings | +14°F             |                  | +32°F             |                  | +50°F             |                  | +68°F             |                  | +77°F             |                  | +86°F             |                  | +95°F             |                  | +113°F            |                  | +131°F            |                  |
|-----------------|-------------------|------------------|-------------------|------------------|-------------------|------------------|-------------------|------------------|-------------------|------------------|-------------------|------------------|-------------------|------------------|-------------------|------------------|-------------------|------------------|
|                 | Daily output cc's | Days until empty | Daily output cc's | Days until empty | Daily output cc's | Days until empty | Daily output cc's | Days until empty | Daily output cc's | Days until empty | Daily output cc's | Days until empty | Daily output cc's | Days until empty | Daily output cc's | Days until empty | Daily output cc's | Days until empty |
| All             | 6.0               | 20               | 6.8               | 18               | 7.7               | 16               | 8.5               | 14.2             | 8.9               | 13               | 9.4               | 13               | 9.8               | 12               | 10.6              | 11               | 11.1              | 11               |
| 1               | 2.8               | 43               | 3.2               | 38               | 3.6               | 33               | 4.0               | 30               | 4.2               | 29               | 4.4               | 27               | 4.6               | 26               | 5.0               | 24               | 5.2               | 23               |
| 2               | 1.4               | 86               | 1.6               | 75               | 1.8               | 67               | 2.0               | 60               | 2.1               | 57               | 2.2               | 55               | 2.3               | 52               | 2.5               | 48               | 2.6               | 46               |
| 3               | 0.9               | 129              | 1.1               | 113              | 1.2               | 100              | 1.33              | 90               | 1.4               | 86               | 1.5               | 82               | 1.5               | 78               | 1.7               | 72               | 1.7               | 69               |
| 6+12            | 0.7               | 171              | 0.8               | 150              | 0.9               | 133              | 1.0               | 120              | 1.1               | 114              | 1.1               | 109              | 1.2               | 104              | 1.3               | 96               | 1.3               | 92               |
| 6+B             | 0.6               | 190              | 0.7               | 167              | 0.8               | 148              | 0.9               | 133              | 0.9               | 127              | 1.0               | 121              | 1.0               | 116              | 1.1               | 107              | 1.2               | 103              |
| 6               | 0.5               | 256              | 0.5               | 224              | 0.6               | 199              | 0.67              | 180              | 0.7               | 171              | 0.7               | 163              | 0.8               | 156              | 0.8               | 143              | 0.9               | 136              |
| 12+B            | 0.4               | 343              | 0.4               | 300              | 0.5               | 267              | 0.5               | 240              | 0.5               | 229              | 0.6               | 218              | 0.6               | 209              | 0.6               | 192              | 0.7               | 185              |
| 12              | 0.2               | 519              | 0.3               | 455              | 0.3               | 404              | 0.33              | 360              | 0.3               | 346              | 0.4               | 331              | 0.4               | 316              | 0.4               | 291              | 0.4               | 280              |

### Budget-Luber™ (250cc)

Lubricant output rates for various temperatures at altitudes from sea level to 1000 feet

| Switch settings | +14°F             |                  | +32°F             |                  | +50°F             |                  | +68°F             |                  | +77°F             |                  | +86°F             |                  | +95°F             |                  | +113°F            |                  | +131°F            |                  |
|-----------------|-------------------|------------------|-------------------|------------------|-------------------|------------------|-------------------|------------------|-------------------|------------------|-------------------|------------------|-------------------|------------------|-------------------|------------------|-------------------|------------------|
|                 | Daily output cc's | Days until empty | Daily output cc's | Days until empty | Daily output cc's | Days until empty | Daily output cc's | Days until empty | Daily output cc's | Days until empty | Daily output cc's | Days until empty | Daily output cc's | Days until empty | Daily output cc's | Days until empty | Daily output cc's | Days until empty |
| All             | 12.5              | 20               | 13.9              | 18               | 15.6              | 16               | 17.4              | 14.2             | 19.0              | 13               | 19.2              | 13               | 20.6              | 12               | 22.0              | 11               | 22.7              | 11               |
| 1               | 5.8               | 43               | 6.6               | 38               | 7.6               | 33               | 8.3               | 30               | 8.6               | 29               | 9.3               | 27               | 9.6               | 26               | 10.4              | 24               | 10.8              | 23               |
| 2               | 2.9               | 86               | 3.3               | 75               | 3.7               | 67               | 4.1               | 60               | 4.4               | 57               | 4.5               | 55               | 4.8               | 52               | 5.2               | 48               | 5.4               | 46               |
| 3               | 1.9               | 129              | 2.2               | 113              | 2.5               | 100              | 2.7               | 90               | 2.9               | 86               | 3.0               | 82               | 3.2               | 78               | 3.5               | 72               | 3.6               | 69               |
| 6+12            | 1.5               | 171              | 1.7               | 150              | 1.9               | 133              | 2.0               | 120              | 2.2               | 114              | 2.3               | 109              | 2.4               | 104              | 2.6               | 96               | 2.7               | 92               |
| 6+B             | 1.3               | 190              | 1.5               | 167              | 1.7               | 148              | 1.8               | 133              | 2.0               | 127              | 2.1               | 121              | 2.2               | 116              | 2.3               | 107              | 2.4               | 103              |
| 6               | 1.0               | 256              | 1.1               | 224              | 1.3               | 199              | 1.3               | 180              | 1.5               | 171              | 1.5               | 163              | 1.6               | 156              | 1.7               | 143              | 1.8               | 136              |
| 12+B            | 0.7               | 343              | 0.8               | 300              | 0.9               | 267              | 1.0               | 240              | 1.1               | 229              | 1.1               | 218              | 1.2               | 209              | 1.3               | 192              | 1.4               | 185              |
| 12              | 0.5               | 519              | 0.6               | 455              | 0.6               | 404              | 0.7               | 360              | 0.7               | 346              | 0.8               | 331              | 0.8               | 316              | 0.9               | 291              | 0.9               | 280              |

### Jumbo-Luber™ (475cc)

Lubricant output rates for various temperatures at altitudes from sea level to 1000 feet

| Switch settings | +14°F             |                  | +32°F             |                  | +50°F             |                  | +68°F             |                  | +77°F             |                  | +86°F             |                  | +95°F             |                  | +113°F            |                  | +131°F            |                  |
|-----------------|-------------------|------------------|-------------------|------------------|-------------------|------------------|-------------------|------------------|-------------------|------------------|-------------------|------------------|-------------------|------------------|-------------------|------------------|-------------------|------------------|
|                 | Daily output cc's | Days until empty | Daily output cc's | Days until empty | Daily output cc's | Days until empty | Daily output cc's | Days until empty | Daily output cc's | Days until empty | Daily output cc's | Days until empty | Daily output cc's | Days until empty | Daily output cc's | Days until empty | Daily output cc's | Days until empty |
| All             | 22.3              | 20               | 25.5              | 18               | 28.7              | 16               | 31.8              | 14.2             | 33.5              | 13               | 35.1              | 13               | 36.7              | 12               | 39.8              | 11               | 43.5              | 10               |
| 1               | 10.5              | 43               | 12.0              | 37               | 13.5              | 33               | 15.0              | 30               | 15.8              | 28               | 16.5              | 27               | 17.3              | 26               | 18.8              | 24               | 20.5              | 22               |
| 2               | 5.3               | 85               | 6.0               | 74               | 6.8               | 66               | 7.5               | 60               | 7.9               | 57               | 8.3               | 54               | 8.6               | 52               | 9.4               | 48               | 10.2              | 44               |
| 3               | 3.5               | 128              | 4.0               | 112              | 4.5               | 99               | 5.0               | 90               | 5.3               | 85               | 5.5               | 81               | 5.8               | 78               | 6.3               | 71               | 6.8               | 65               |
| 6+12            | 2.6               | 171              | 3.0               | 150              | 3.4               | 133              | 3.7               | 120              | 3.9               | 114              | 4.1               | 109              | 4.3               | 104              | 4.7               | 96               | 5.1               | 88               |
| 6+B             | 2.4               | 190              | 2.7               | 166              | 3.0               | 148              | 3.4               | 133              | 3.5               | 127              | 3.7               | 121              | 3.9               | 116              | 4.2               | 106              | 4.6               | 97               |
| 6               | 1.8               | 255              | 2.0               | 223              | 2.3               | 198              | 2.5               | 180              | 2.6               | 170              | 2.8               | 162              | 2.9               | 155              | 3.1               | 143              | 3.4               | 131              |
| 12+B            | 1.3               | 337              | 1.5               | 295              | 1.7               | 262              | 1.9               | 240              | 2.0               | 225              | 2.1               | 214              | 2.2               | 205              | 2.4               | 189              | 2.6               | 173              |
| 12              | 0.9               | 510              | 1.0               | 447              | 1.1               | 397              | 1.25              | 360              | 1.3               | 340              | 1.4               | 325              | 1.4               | 311              | 1.6               | 286              | 1.7               | 262              |

**Note: Please refer to previous page for temperature and altitude adjustments**

For other settings or special applications, please consult the factory or check our website for your nearest Distributor.

Patents: US #4023648, #4671386 Canada #101490 Britain #1496841 Japan #1011803 Germany #DE 2520241 C3

Certified Intrinsically Safe for Class I, Groups A,B,C,D; Class II, Groups E,F,G; Class III CSA #LR 51732-8, UL #E149679  
MSHA # 2G-4081-0, Energy, Mines & Resources Canada – For use in Hazardous Locations Certificate # 600

 ia I Ma (-40°C ≤ Ta ≤ 55°C)  ia IIC T3 Ga (-40°C ≤ Ta ≤ 55°C)

Certificate # MECS 00 ATEX 4229X, BAS 00 ATEX 1228X  
IECEX BAS 11.0121X IECEX BAS 11.0120X

BS EN ISO 9001:2008  
FM 66860

ANZEx 12.2005X  
Ex ia I Ma (-40°C ≤ Ta ≤ +55°C)  
Standards: IEC60079-0: 2007;  
IEC60079-11: 2006

Standards: EN50014: Amds 1&2; EN50020: 1994; EN50284: 1999; prEN50303: 1999

ATS Electro-Lube International, Inc.  
7388 Wilson Ave., Tilbury Industrial Park  
Delta, B.C. V4G 1H3 CANADA  
Phone:(604)946-1308 Fax:(604)946-0427

**FACTORY DIRECT**

Phone: 800-663-8141 Fax: 800-663-8140

E.#O.E. Rev. 02/14

Not responsible for damage or consequential damage beyond replacement or refund of amount paid.  
En cas de dommage, la responsabilité d'A.T.S. se limite au remplacement ou au remboursement de l'appareil