

SPIROL[®]

PIN DRIVING CHUCKS





Pin Driving Chuck

for use with SPIROL Model PM Manual Pin Inserters, arbor presses, or drill presses

MODEL SPD

Low cost alternative for low insertion force.

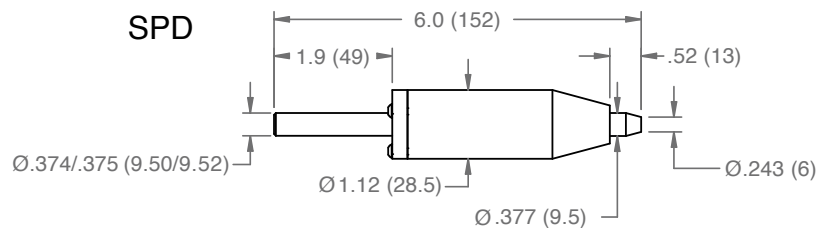
This light duty, stainless steel pin driving chuck is designed for use with SPIROL's Model PM Manual Pin Inserter. It may also be used in a drill press or arbor press with an adapter.

An internal compression spring acts on the outer flanges of the jaws to provide retention force and hold the pin securely prior to and during installation. This feature eliminates the difficulty with handling small diameter or short pins. The tool is also designed to provide the operator with good visibility for aligning the pin with the hole in the work piece facilitating trouble-free installation.

To use this tool, install the Model SPD into the press adapter. Insert the pin into the SPD jaws, and align the pin with the hole in the assembly. Pull down the press lever. Downward movement of the press starts insertion of the pin into the hole. When the jaws of the Model SPD contact the assembly surface, an internal punch continues downward to complete the insertion of the pin to the desired depth - below flush, flush or above flush. When used in conjunction with SPIROL's Model PM Pin Inserter, a stop can be set for specific and repeatable installation depths.



Split jaws retain pins prior to installation



mm dimensions shown in ()

MATERIAL

300 Series Stainless Steel

MAXIMUM FORCE

200 lbs. (0.89kN)

MODEL	SHANK DIAMETER	OVERALL LENGTH	PIN DIAMETER RANGE	PIN LENGTH RANGE
SPD	.375 (9.5)	6.00 (152)	.031 – .156 (0.8 – 4.0)	Not limited

Please specify pin diameter at the time of order.

SPIROL Pin Driving Chucks can be used for installation of Coiled Pins, Slotted Pins, and Solid Pins





Pin Driving Chucks

for use with SPIROL Model PMH & PMX Manual Pin Inserters or air guns

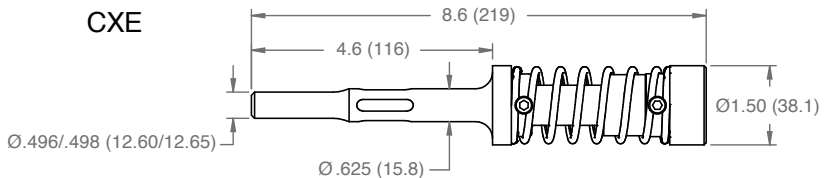
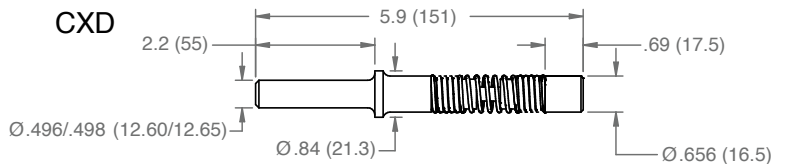
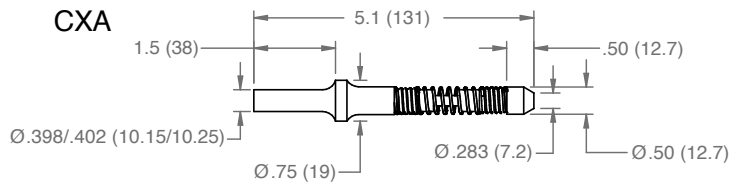
MODELS CXA, CXD, and CXE

Low cost alternative for high insertion force.

These heavy duty pin driving chucks are designed for use with SPIROL's Model PMH or Model PMX Manual Pin Inserter. They may also be used in a drill press or arbor press with an adapter. In applications where the component is too large for a bench top press, the chuck may be used in conjunction with a pneumatic tool (air hammer).

This method is ideal for low volume applications where insertion forces are greater than 200 lbs. (0.89 kN). To use the tool, the operator would manually place the pin into the end of the driver. The split bushing at the tip provides spring tension to hold the pin securely in place prior to and during installation. The exposed end of the pin is then placed into the hole, and the installation is completed by either advancing the press handle or actuating the air gun.

The tools are available with a flush setting for driving pins flush with the mating surface or with a non-flush setting for driving pins to protrude above or recess below the mating surface. The standard design is focused around installing SPIROL's Coiled Pins; however, custom tools are available for installing Slotted Pins or Solid Pins. Punches, springs and other replacement parts are available from stock.



mm dimensions shown in ()

MATERIAL

High Strength Tool Steel

MAXIMUM FORCE


Application Dependent

MODEL	SHANK DIAMETER	OVERALL LENGTH	PIN DIAMETER RANGE	PIN LENGTH RANGE
CXA	.400 (10.2)	5.10 (131)	.031 – .250 (0.8 – 6.0)	Not limited
CXD	.497 (12.7)	5.90 (151)	.250 – .375 (6.0 – 10.0)	Not limited
CXE	.497 (12.7)	8.60 (219)	.500 – .750 (12.0 - 20.0)	Not limited

Please specify pin diameter at the time of order.

SPIROL®

Model PM, PMH and PMX Manual Pin Inserters



For Manual Installation

SPIROL Model PM, PMH and PMX vertical, manually operated, pin installation machines are designed to be portable, easily adjustable, and are especially suited to prototype and low-volume production.

Chucks for different diameter pins can be quickly and easily interchanged.

These machines use **SPIROL's** standard pin-driving chucks – the SPD, CXA, CXD or CXE.

Each machine includes tooling to install the pin diameter specified at the time of order. Additional tooling is available for all standard diameter pins allowing you to easily change pin sizes.

SPIROL Application Engineers will review your application and recommend the best solution to optimize your assembly process.

Automatic machines are also available from SPIROL!

Please refer to www.SPIROL.com for the most current specifications and standard offering. Printed materials may be out of date.



Technical Centers

Americas

SPIROL International Corporation
30 Rock Avenue
Danielson, Connecticut 06239 U.S.A.
Tel. +1 860 774 8571
Fax. +1 860 774 2048

SPIROL Shim Division
321 Remington Road
Stow, Ohio 44224 U.S.A.
Tel. +1 330 920 3655
Fax. +1 330 920 3659

SPIROL Canada
3103 St. Etienne Boulevard
Windsor, Ontario N8W 5B1 Canada
Tel. +1 519 974 3334
Fax. +1 519 974 6550

SPIROL Mexico
Avenida Avante #250
Parque Industrial Avante Apodaca
Apodaca, N.L. 66607 Mexico
Tel. +52 81 8385 4390
Fax. +52 81 8385 4391

SPIROL Brazil
Rua Mafalda Barnabé Soliane, 134
Comercial Vitória Martini, Distrito Industrial
CEP 13347-610, Indaiatuba, SP, Brazil
Tel. +55 19 3936 2701
Fax. +55 19 3936 7121

Europe

SPIROL France
Cité de l'Automobile ZAC Croix Blandin
18 Rue Léna Bernstein
51100 Reims, France
Tel. +33 3 26 36 31 42
Fax. +33 3 26 09 19 76

SPIROL United Kingdom
17 Princewood Road
Corby, Northants
NN17 4ET United Kingdom
Tel. +44 1536 444800
Fax. +44 1536 203415

SPIROL Germany
Ottostr. 4
80333 Munich, Germany
Tel. +49 89 4 111 905 71
Fax. +49 89 4 111 905 72

SPIROL Spain
08940 Cornellà de Llobregat
Barcelona, Spain
Tel. +34 93 669 31 78
Fax. +34 93 193 25 43

SPIROL Czech Republic
Pražská1847
274 01 Slaný
Czech Republic
Tel. +420 313 562 283

SPIROL Poland
Aleja 3 Maja 12
00-391 Warszawa, Poland
Tel. +48 510 039 345

Asia Pacific

SPIROL Asia Headquarters
1st Floor, Building 22, Plot D9, District D
No. 122 HeDan Road
Wai Gao Qiao Free Trade Zone
Shanghai, China 200131
Tel. +86 21 5046 1451
Fax. +86 21 5046 1540

SPIROL Korea
160-5 Seokchon-Dong
Songpa-gu, Seoul, 138-844, Korea
Tel. +86 (0) 21 5046-1451
Fax. +86 (0) 21 5046-1540

e-mail: info@spirol.com

SPIROL.com