


Rotary Transducers – CheckStar UTA

UTA Version with Smart-Chip and curly cable




up to 20 Nm also available with hex drive

IndustrieStandard Version available on request



UTA Version



- ▶ Static accuracy $\pm 0.25\%$ FSD (bidirectional).
- ▶ Angle option (0.5° resolution).
- ▶ Zero stability $< \pm 0.1\%$ FSD/ $^\circ\text{C}$.
- ▶ Patented slip ring mechanism eliminating signal losses due to brush bounce.
- ▶ Aluminium housing, stainless steel shaft. Ingress protection IP40.
- ▶ Traceable calibration certificate.
- ▶ UTA incl. 1m integral curly cable with strain relief; 25-pin 'D' port (male) connector; Incorporated data chip with torque range, angle encoder data, serial number, calibration due date. Plug & Play with Crane readouts (Auto ID).

In-line torque transducers with angle measurement option

Crane's CheckStar sets the standard for dynamic torque and angle measurement of all continuous drive and impulse tools, with proven reliable performance in thousands of applications worldwide. CheckStar transducers fit in-line between the assembly tool and the fastener, measuring the actual torques applied under production conditions.

The low inertia design of CheckStar ensures accurate and repeatable measurement of high speed transients, such as the point of shut-off on continuous drive tools and the pulsing of impulse tools.

Whatever the vibration and shock loads experienced, CheckStar's patented contact system ensures contact is always maintained between the readout and the strain gauges. Inferior systems suffer from "brush bounce" that leads to unreliable torque readings.


CheckStar forms an essential part of the Crane UTA torque system, enabling plug and play operation with Crane readout devices. On board intelligence means the UTA CheckStar is automatically recognised by the Crane readout device, eliminating setup errors and enabling logging of serial number against measurements for complete traceability.

An Industry Standard (IS) version is also available where a user needs the advanced features of the CheckStar but already has a readout device from another manufacturer. Both versions can be specified to include an angle encoder with 0.5° resolution.

Option

Both the 'UTA' and 'IS' versions are optionally available with a built-in angle encoder (resolution 0.5°).

INFO



Picture left: Optional Auto Transducer Switch. 5-way sensor switch for Crane 'UTA' or 'Multi' sensors. An LED indicates the currently active transducer. The connected Crane measuring device suggests the most suitable sensor in the display.

Compatible with Joint Simulators, Table Top Joint Kits.



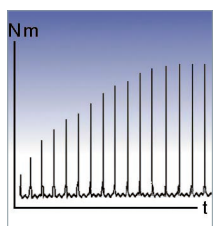
Plug-&-Play with Crane measuring devices, e.g. the 'TorqueStar' series ...



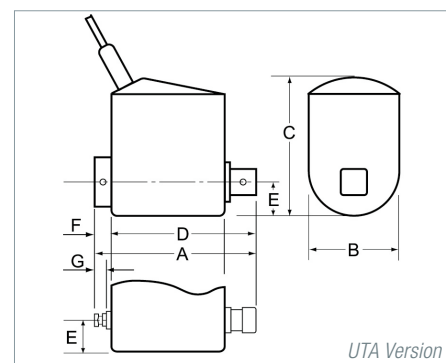
... or 'IQVu' (Tablet)



Rotary Transducers – CheckStar UTA



Proven reliable measurement of impulse tools



UTA Version

UTA CheckStar

Model	Item No.	Torque Range N-m	Angle Encoder	max. rpm			Dimensions mm							Hex inch	SqD	Weight kg
				cont.	puls.	angle	A	B	C	D	E	F	G			
UT-449-01CR-1-0	C718056	0.1 - 1	–	5000	11000	–	116	30	56	56	13	39	26	1/4	–	0.486
UT-449-02CR-1-A	C718066	0.1 - 1	•	5000	11000	2500	116	30	56	56	13	39	26	1/4	–	0.486
UTA-449-0002-0	C718040	0.2 - 2	–	5000	11000	–	116	30	56	56	13	39	26	1/4	–	0.486
UTA-449-0002-A	C718070	0.2 - 2	•	5000	11000	2500	116	30	56	56	13	39	26	1/4	–	0.486
UTA-449-0005-0	C718041	0.5 - 5	–	5000	11000	–	116	30	56	56	13	39	26	1/4	–	0.486
UTA-449-0005-A	C718071	0.5 - 5	•	5000	11000	2500	116	30	56	56	13	39	26	1/4	–	0.486
UTA-450-0010-0	C718042	1 - 10	–	5000	11000	–	116	30	56	56	13	39	26	1/4	–	0.486
UTA-450-0010-A	C718072	1 - 10	•	5000	11000	2500	116	30	56	56	13	39	26	1/4	–	0.486
UTA-450-0020-0	C718043	2 - 20	–	5000	11000	–	116	30	56	56	13	39	26	1/4	–	0.486
UTA-450-0020-A	C718073	2 - 20	•	5000	11000	2500	116	30	56	56	13	39	26	1/4	–	0.486
UT-451-06CR-5-0P	C718053	0.5 - 5	–	5000	11000	–	72	30	56	56	13	6	–	–	1/4	0.497
UT-451-02CR-5-AP	C718063	0.5 - 5	•	5000	11000	2500	72	30	56	56	13	6	–	–	1/4	0.497
UTA-451-0010-0P	C718086	1 - 10	–	5000	11000	–	72	30	56	56	13	6	–	–	1/4	0.497
UTA-451-0010-AP	C718074	1 - 10	•	5000	11000	2500	72	30	56	56	13	6	–	–	1/4	0.497
UTA-451-0020-0P	C718045	2 - 20	–	5000	11000	–	72	30	56	56	13	6	–	–	1/4	0.497
UTA-451-0020-AP	C718075	2 - 20	•	5000	11000	2500	72	30	56	56	13	6	–	–	1/4	0.497
UTA-452-0025-0P	C718046	2.5 - 25	–	2500	10000	–	77	30	60	56	15	8	–	–	3/8	0.550
UTA-452-0025-AP	C718076	2.5 - 25	•	2500	10000	2500	77	30	60	56	15	8	–	–	3/8	0.550
UTA-452-0050-0P	C718085	5 - 50	–	2500	10000	–	77	30	60	56	15	8	–	–	3/8	0.550
UTA-452-0050-AP	C718083	5 - 50	•	2500	10000	2500	77	30	60	56	15	8	–	–	3/8	0.550
UTA-452-0075-0P	C718047	7.5 - 75	–	2500	10000	–	77	30	60	56	18	8	–	–	3/8	0.550
UTA-452-0075-AP	C718077	7.5 - 75	•	2500	10000	2500	77	30	60	56	18	8	–	–	3/8	0.550
UTA-677-0-75-0-0P	C718084	7.5 - 75	–	2500	7600	–	87	42	70	58	21	12	–	–	1/2	0.725
UTA-677-0-75-0-AP	C718044	7.5 - 75	•	2500	7600	2500	87	42	70	58	21	12	–	–	1/2	0.725
UTA-453-0180-0P	C718048	18 - 180	–	2500	7600	–	87	42	70	58	21	12	–	–	1/2	0.725
UTA-453-0180-AP	C718078	18 - 180	•	2500	7600	2500	87	42	70	58	21	12	–	–	1/2	0.725
UT-454-05CR-250-0P	C718057	25 - 250	–	2000	5000	–	87	42	70	58	21	12	–	–	1/2	0.725
UT-454-05CR-250-AP	C718087	25 - 250	•	2000	5000	2500	87	42	70	58	21	12	–	–	1/2	0.725
UTA-454-0250-0P	C718049	25 - 250	–	2000	5000	–	106	52	81	60	26	21	–	–	3/4	1.05
UTA-454-0250-AP	C718079	25 - 250	•	2000	5000	2000	106	52	81	60	26	21	–	–	3/4	1.05
UTA-454-0500-0P	C718050	50 - 500	–	2000	5000	–	106	52	81	60	26	21	–	–	3/4	1.05
UTA-454-0500-AP	C718080	50 - 500	•	2000	5000	2000	106	52	81	60	26	21	–	–	3/4	1.05
UTA-455-0750-0P	C718051	75 - 750	–	1000	4400	–	125	63	92	65	32	29	–	–	1	1.80
UTA-455-0750-AP	C718081	75 - 750	•	1000	4400	1000	125	63	92	65	32	29	–	–	1	1.80
UTA-455-1400-0P	C718052	140 - 1400	–	1000	4400	–	125	63	92	65	32	29	–	–	1	1.80
UTA-455-1400-AP	C718082	140 - 1400	•	1000	4400	1000	125	63	92	65	32	29	–	–	1	1.80
UTA-477-3000-0P	C718054	300 - 3000	–	1000	4400	–	n.a.	n.a.	n.a.	n.a.	n.a.	n.a.	–	–	1.5	5.7
UTA-477-3000-AP	C718064	300 - 3000	•	1000	4400	500	n.a.	n.a.	n.a.	n.a.	n.a.	n.a.	–	–	1.5	5.7
UTA-477-01CR-5000-0P	C718055	500 - 5000	–	500	1500	–	n.a.	n.a.	n.a.	n.a.	n.a.	n.a.	–	–	1.5	14
UTA-477-5000-AP	C718065	500 - 5000	•	500	1500	n.a.	n.a.	n.a.	n.a.	n.a.	n.a.	n.a.	–	–	1.5	14



Further information available on our website – 24/7.

Recommendation: To avoid or prevent overload, a torque sensor should mainly be used in its medium range. If you regularly have to work close to the max. load capacity, a larger model would be more advisable.