

JCBENERGY
GENERATOR

GAS GENERATORS

JCBENERGY
GENERATOR



www.jcbenergy.es




JNC SERIES JNC 2250L

NATURAL GAS / BIOGAS / LPG
Continuous 1800 kW Output Power – 7/24 non STOP



(231/400V - 50 Hz & 277/480V – 60

GENERATOR GENERAL INFORMATION

GENERATOR	FREQUENCY	VOLTAGE	POWER FACTOR	SPEED	DIESEL ENGINE		ALTERNATOR			TYPE OF	GENERATOR OUTPUT			
Model	Hz	V	Cos Q	Rpm	Brand	Series	Model	Brand	Series	Model	Operation	kVA	kW	A
JNC 2250L	50	231/400	0.8	1500	MAN HND	CHG	622V20		LSA	52.3 S7	Continuous	2.250	1.800	3.251
JNC 2250L	60	277/480	0.8	1800						52.3 S5	Continuous	2.250	1.800	3.251

- Diesel Engines with Advanced Technology and Quality
- Alternators with Advanced Technology and Quality
- Low Exhaust Emission
- Control Panel Suitable for Flexible Application
- Patented Compact Designed and Sound proof Canopy
- Low Operating Cost, Suitable for Heavy-Duty
- Durability, Low Noise Level

- Tropical 50 °C Radiator, First Class Product Support
- Fuel Filter with Water and Particle Separator
- Low Fuel Consumption, Low Oil Consumption
- Global Technical Service and Maintenance Support
- Wide Range of Affordable Spare Parts
- High Quality and Reliable Technology
- Half Century Experience in Generator Manufacturing

STAND BY POWER RATING – (ESP):

ESP is applicable for supplying emergency power for the duration of the utility power outage. No overload capability is available for this rating. Under no condition is an engine allowed to operate in parallel with the public utility at the Stand by Power rating. This rating should be applied where reliable utility power is available. A Stand By rated engine should be sized for a maximum of an 70% average load factor and 200 hours of operation per year. This includes less than 25 hours per year at the Stand by Power rating. Stand By ratings should never be applied except in true emergency power outages. Negotiated power outages contracted with a utility company are not considered an emergency.

PRIME POWER RATING – (PRP):

Applicable for supplying electric power in lieu of commercially purchased power. Prime Power applications must be in the form of one of the following two categories:

UNLIMITED TIME RUNNING PRIME POWER (ULTP):

PRP (Prime Power) is available for an unlimited number of hours per year in a variable load application. Variable load should not exceed a 70% average of the Prime Power rating during any operating period of 250 hours. The total operating time at 100% Prime Power shall not exceed 500 hours per year. A 10% overload capability is available for a period of 1 hour within a 12-hour period of operation. Total operating time at the 10% overload power shall not exceed 25 hours per year.

LIMITED TIME RUNNING PRIME POWER (LTP):

LTP (Limited Time Prime Power) is available for a limited number of hours in a no variable load application. It is intended for use in situations where power outages are contracted, such as in utility power curtailment. Engines may be operated in parallel to the public utility up to 750 hours per year at power levels never to exceed the Prime Power rating. The customer should be aware, however, that the life of any engine will be reduced by this constant high load operation. Any operation

CONTINUOUS POWER RATING (COP):

COP is the power that the engine can continue to use under the prescribed speed and the specified environment condition in the normal maintenance period stipulated in the manufacturing plant. And Continuous Power is applicable for supplying utility power at a constant 100% load for an unlimited number of hours per year. No overload capability is available for this rating.




JNC SERIES
JNC 2250L

NATURAL GAS / BIOGAS / LPG
Continuous 1800 kW Output Power – 7/24 non STOP

PAY ATTENTION TO THE POINTS BELOW IN PICKING AND USING THE GENERATOR

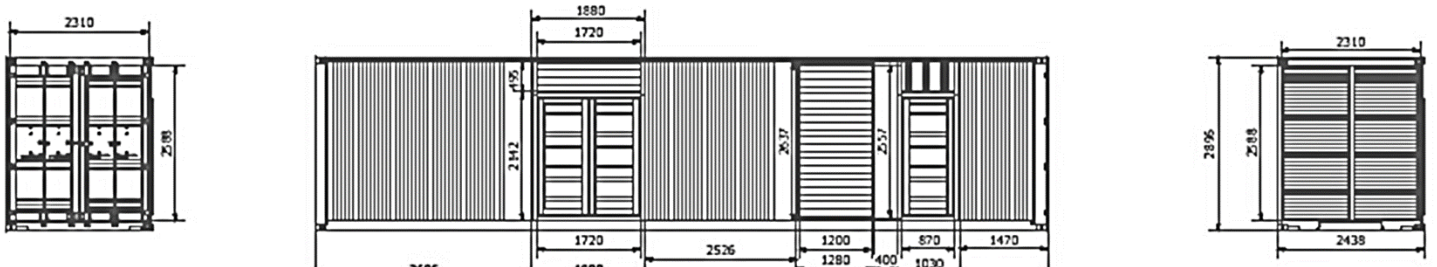
- * Generators can work on Continuous Power at 70% of Prime power value if only all maintenances are done on time with original spare parts and high-quality oils that manufacturer advice.
- * Generators should not operate below 50% of Prime Power value. In such a case, the engine will burn excessive oil and eventually have irreparable damage.
- * If your need is 1000 kVA or above, you should prefer Synchronic Systems with 2-3 generators with failure back up and simultaneous aging.
- * These points will provide advantage for you with purchasing and operating the generator.

GENERATOR DIMENSIONS AND TECHNICAL DRAWINGS



VALUES		OPEN TYPE GENERATOR	CANOPY TYPE GENERATOR
WIDTH	mm	1600	2348
LENGTH	mm	6000	12031
HEIGHT	mm	2250	2695
WEIGHT (NET)	Kg	15000	20000

GENERATOR TECHNICAL DRAWINGS





JNC SERIES JNC 2250L

NATURAL GAS / BIOGAS / LPG
Continuous 1800 kW Output Power – 7/24 non STOP

ABOUT MAN-HND

HND Gas Engine on the basis of the licensed technology from MWM Company (Germany), started produced MWM 234 series diesel engines which type L6, V6, V8 and V12, MWM604BL6 series diesel engines and TBD620 series L6, V8, V12 and V16 diesel engines.

In 2007, HND obtained the license of manufacturing L16/24 and L21/31 engines from MAN B&W Co., and start mass production in 2008. At present, diesel engine power range from 110kW to 2336kW.

Such as engine block, crankshaft, piston, connecting rod, starting motor, bolt are all imported from Germany. Valve, turbocharger, charging alternator are all imported from U.S.A.

The engine design, component development, complete test validation came from AVL, AVL is a famous engine technology consulting company in the world, headquartered in Austria.

STANDARD EQUIPMENT

ENGINE AND BLOCK:

Nodular cast iron the tensile strength can reach 120 kgf/m², and it has good toughness.

Engine body and cylinder head are made by nodular cast iron. Strong ability to bear mechanical load. Globular graphite has less cracking effect on the metal matrix, It can make cast iron strength reach 70 ~ 90% of the matrix structure strength, the tensile strength can reach 120kgf / m², and it has good toughness.

MOVING PARTS:

42CrMoA alloy steel. Enhance the life of moving parts reach 100,000 hours.

Crankshaft, camshaft and other moving parts are made of 42CrMoA alloy steel. It has a higher fatigue limit and resistance to multiple impacts after treatment, good impact toughness and outstanding wear resistance. Will adopt whole forging to retain the internal natural state of the metal, greatly improves the crankshaft strength, and enhances the crankshaft wear resistance used special heat treatment. This crankshaft will be increased more than 20% strength, enhance the life of moving parts reach 100,000 hours.

INLET & EXHAUST VALVES VALVE SEATS:

MAERKISCHES WERK GMBH
Made in Germany

HND gas Engine used original imported German inlet & exhaust valves and valve seats (MAERKISCHES WERK GMBH). The service life of inlet & exhaust valves and valve seats of HND gas engines are much longer than similar domestic products. The patented rotary air valve technology is used in fitting between the intake & exhaust valve with their valve seats. Valves and valve seat are continuously grinding during the operation of engines, let sealing surface between the two always fitted, it will double extend valves life time and rejecting "pre-ignition" and "post-ignition" of the gas engines.

GAS SYSTEM (NGL):

DUNGS – Made in Germany

Gas system (NGL) includes pressure reducing valves, solenoid shut-off valves, manual shut-off valves, filters and other equipment, which are installed according to different project. The main valves of the gas transmission system adopt original German DUNGS products, DUNGS has Vibration tested combination controls Multiblock and Gas Bloc according US Military Standard MIL-STD-810G/31. Worldwide support via DUNGS branches and subsidiaries in more than 50 countries.

TURBO-CHARGERS:

HND gas engine is equipped with two original imported ABB TPS series Turbo-chargers to provide strong power for the engine.

MONITORING SYSTEM:

Woodward PG+

IGNITION CONTROLLER:

Woodward PG

AIR-FUEL RATIO CONTROL SYSTEM:

Woodward

KNOCK CONTROL SYSTEM:

Woodward



JNC SERIES JNC 2250L

NATURAL GAS / BIOGAS / LPG
Continuous 1800 kW Output Power – 7/24 non STOP

JCB ENERGY MAN-HND

RATINGS

Electrical Power (Continuous)	kW	2000
Thermal Output (Continuous)	kW	2363
Electrical Efficiency	%	39%
Thermal Efficiency	%	45%
Total Efficiency	%	83%

ENGINE TECHNICAL PARAMETER LIST

Model		CHG622V20
Rated power (Continuous)	kW	2100
Heat loss	MJ/kWh	9.003
Quantity of Cylinders	PCS	20
Cylinder bore	mm	170
Stroke	mm	215
Displacement	L	97,6
Speed	rpm	1500
Compression ratio		12:1
mean effective pressure	MPa	1,72
mean speed of piston	m/s	10,75
Oil quantity	m ³ (kg)	0.33(280)
Cooling water quantity	m ³ (kg)	0.22(220)
Dimension(L*W*H)	mm	3860×1600×2400
Dry weight	kg	8800
Weight with oil	kg	9300
Moment of inertia of an area(flywheel)	kgm ²	11,35
Direction of rotation		Counter clockwise (CCW)
Fly wheel		SAE21
EMC		N (By VDE0857)
Starter	kW	2×13 @DC24V

COMBUSTION AIR AND EXHAUST DATA SHEET FOR ENGINE

Exhaust temperature	°C	≤580
Max Exhaust temperature	°C	620
Exhaust flow (including H ₂ O)	kg/h	10782
Exhaust quantity (including H ₂ O)	Nm ³ /h	8579
Max Exhaust back pressure	kPa	2,50
Diameter of exhaust flange	mm	400
Combustion air flow	kg/h	10387
Combustion air quantity	Nm ³ /h	8052
Max air pressure before air filter	kPa	2,50



JNC SERIES
JNC 2250L

NATURAL GAS / BIOGAS / LPG
Continuous 1800 kW Output Power – 7/24 non STOP

JCB ENERGY MAN-HND

GAS CONSUMPTION DATA SHEET

Output electrical power	kW	2000
Permissible gas pressure range	kPa	≥3
Gas type		Natural gas
CH4	%	≥80
Min pressure of gas with air after turbocharger	kPa	30-50
Permissible range of gas pressure fluctuation	±%	5
Maximum fluctuation of gas pressure	kPa/sec	1/60
Gas consumption	MJ/kWh	9.454
Gas intake pipe	mm	150

TECHNICAL PARAMETERS OF ENGINE LUBRICATING OIL SYSTEM

Lubricating oil system volume	Nm3	0.33
Max oil temperature	°C	95
Oil consumption rate	g/kWh	≤0.35
Diameter of lubricating oil refill pipe	mm	25
Diameter of lubricating oil drain pipe	mm	15

TECHNICAL PARAMETERS OF ENGINE COOLING SYSTEM

Water flow of engine cylinder liner	m3/h	100
Water flow of Intercooler	m3/h	100
Water TD of I/O cylinder liner	°C	7-12
Water TD of I/O Intercooler	°C	3-5
Max water TEMP of cylinder liner	°C	90
Water I pipe of cylinder liner	DN/PN	DN80/PN16
Water O pipe of cylinder liner	DN/PN	DN65/PN16
Water I/O pipe of Intercooler	DN/PN	DN65/PN16
High temperature water pressure	MPa	0.3
Low temperature water pressure	MPa	0.20

COMPUTATION DATA FOR REMOTE RADIATOR AND WATER PUMP

High temperature part heat dissipation	kw	1266
Low temperature part heat dissipation	kw	341
Ambient temperature	°C	40
High temperature water	°C	78 to 69.5
Low temperature water I/O	°C	42 to 45.7
Flow rate of high temperature pump	m3/h	100
Flow rate of low temperature pump	m3/h	100



JNC SERIES JNC 2250L

NATURAL GAS / BIOGAS / LPG
Continuous 1800 kW Output Power – 7/24 non STOP

JCB ENERGY MAN-HND

ENGINE EMISSION DATA

NOx (5%O2)	mg/Nm3	≤500
CO (5%O2)	mg/Nm3	≤1006
HC (5%O2)	mg/Nm3	≤132.7
O2	%	8
Excess air ratio	λ	1,50

GAS QUALITY REQUIREMENTS FOR ENGINES

CH4	≥	80%
Rate of concentration change	≤	2%/30s
Gas pressure	≥	5kPa
Gas mass range	≤	2%/min
H2s	≤	20mg/Nm3
All of the sulfur	≤	20mg/Nm3
Solid particle	≤	5µm and 30mg/m3

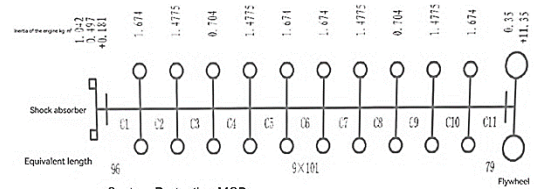
HEAT BALANCE LIST OF GENERATOR SET

Gas energy	kW	2947	3423	4175	4406	4837	5252
Electrical power	kW	1000	1200	1500	1600	1800	2000
Electrical efficiency	%	33.93%	35.06%	35.93%	36.31%	37.21%	38.08%
Water thermal of cylinder liner	kW	734	846	1022	1071	1171	1266
Thermal efficiency of waterline	%	24.90%	24.73%	24.47%	24.30%	24.20%	24.10%
Exhaust thermal	kW	534	645	817	869	996	1097
Thermal efficiency of exhaust	/	18.11%	18.85%	19.56%	19.72%	20.58%	20.89%
Thermal efficiency	/	43.01%	43.58%	44.03%	44.02%	44.78%	44.99%
Total efficiency	/	76.94%	78.64%	76.96%	80.33%	81.99%	83.07%

TORSIONAL VIBRATION CALCULATION PARAMETERS

Power	Rotate Speed	Connecting Rod Length	Main Journal	Journal Crank pin	Crankshaft Tensile Strength	
1080 kW	1500 rpm	360 mm	170 mm	130 mm	55 MPa	
Cylinder Diameter(d)	Length of Stroke(s)	Length of Stroke	Torque Efficiency	Single Cylinder Reciprocating Mass(m)	Crank Connecting Rod Ratio(λ)	Angle of Cylinder Arrangement(v)
170 mm	215 mm	4	0,89	15.24 kg	0.2986	90°
Firing Order	A1-B7-A2-B5-A4-B3-A6-B1-A8-B2-A10-B4-A9-B6-A7-B8-A5-B10-A3-B9					

Torsional Rigidity	C1	C2	C3	C4	C5	C6	C7	C8	C9	C10	C11
MNm/rad	10,42	8,18	8,18	8,18	8,18	8,18	8,18	8,18	8,18	8,18	12,66



CONTROL MODULE ALERTS

- Emergency Stop Malfunction
- High Generator Frequency
- Low Generator frequency, Low Load
- Over Current, Unbalanced Current
- Low Generator Voltage
- High generator Frequency
- Phase sequence error
- Overload, Heat Sensor Broken
- Low Water Level (Optional)
- Low Oil Pressure, Reverse Power
- Low Water Temperature

- Start Error, Stop Error
- Magnetic Pickup Error
- Charge Alternator Error
- Unbalanced Load
- Maintenance Time Alarm
- Low Speed, High Speed
- Broken Oil Sensor Cable
- High Oil Temperature (Optional)
- Low Fuel Level (Optional), High Battery Voltage
- Low Battery Voltage, High Water Temperature
- Electronic Can bus Errors (ECU)

CONTROL PANEL SPECIFICATIONS



- Powder Painted Steel Panel with Lockable Door
- ATS (Automatic Transfer Panel)- Optional
- Control Module
- Battery Charger
- Emergency Stop Button
- Terminal Blocks
- Load Output Terminal
- System Protection MSBs
- Circuit Breaker-Optional
- LCD Screen
- Control Relays
- Backlit, 128x64 Pixels

CONTROL MODULE TECHNICAL PARAMETERS

Brand	JCB ENERGY/Fortrust JV	Model	6120 D Version
Dimensions	221mmx152mmx56.8mm	Protection Class	IP65 From the Front
Weight	800 gr.	Environmental Conditions	2000 meters above sea level
Ambient Humidity	Max. %90.	Ambient Temperature	-20°C to +70°C
DC Battery Supply Voltage	8 - 32 V	Battery Voltage Measurement	8 – 32 V
Network Frequency	5 - 99,9 Hz	Mains Voltage Measurement	3 - 300 V phase -Neutral, 5 - 99,9 Hz
Generator Voltage Measurement	3 - 300 V	Generator Frequency	5 - 99,9 Hz
Current Transformer Secondary	5A	Working Period	Continuous
Charge Alternator Voltage Measurement	8 - 32 V	Charge Alternator Excitation	210mA &12V, 105mA &24V Nominal 2.5W
Communication Interface	RS-232	Analog Sender Measurement	0 - 1300ohm
Generator Contactor Relay Output	5A & 250V	Mains Contactor Relay Output	5A & 250V
Solenoid Transistor Outputs	1A with DC Supply	Start Transistor Outputs	1A with DC Supply
Configurable-3 Transistor Outputs	1A with DC Supply	Configurable-4 Transistor Outputs	1A with DC Supply



JNC SERIES
JNC 2250L

NATURAL GAS / BIOGAS / LPG
Continuous 1800 kW Output Power – 7/24 non STOP

CONTROL MODULE FUNCTION

Mains Voltage Level Control	Generator Voltage Level Control	3 Phase Generator Protections	3 Phase AMF Function	Alarm Horn
Network Frequency Level Control	Generator Frequency level Control	- High / Low Voltage	- High / Low Frequency	Heater Tube Thermostat Control
Engine Operating Option Control	Generator Current Level Control	- High / Low Frequency	- High / Low Voltage	Modbus and SNMP
Engine Stop Option Control	Generator Powder Level Control	- Current / Voltage Asymmetry	- High / Low Water Temperature	Working Hour
Engine Speed (RPM) Level Control	Generator work Schedule and Timing Control	- Overcurrent / Overload	- High / Low Load	Ground Leakage
Battery Voltage Options Times	Oil Pressure Controllers Control	Overheat Control	Mains., Generator ATS Control	Analog Modem
Check Engine Maintenance Times	Configurable Analog Inputs and Outputs	1 Phase or 3 Phase, Phase Selection	Network, Voltage, Frequency Display	Ethernet, USB, RS232, RS485
Communication Interfaces GPRS, GSM	Keeping Error Records of Past Events	Parameter Setting via Control Module	Parameter Setting via Computer	Selectable Protection Alarm / Shutdown
Engine Speed, Voltage, Earning	Configurable Programmable Digital Inputs and Outputs	Water Temperature Current and Frequency	Hours of Operation Phase sequence	Battery Voltage Oil Pressure

SOUND PROOF CANOPY AND BASE FRAME (CHASIS) SPECIFICATIONS



- Special, Registered JCB Energy Design and Colour
- A1 Quality DKP / HRU / Galvanized Steel
- Sensitive Twist on Automatic Press Brake
- Delicate Cut on Automatic Punch and Laser Bench
- Sensitive Welding on Robotic Welding Bench
- Chemical Cleaning Nano Technology Before Painting
- Robotic Painting with Electrostatic Powder Paint
- Drying and stabilizing on 200 °C Ovens
- 1500 Hour Salt Test
- Glass wool Isolation, A1 Class Material -50/+500 °C
- Special Covering Over Glass Wool
- Best Sound Level (in Dba)
- Temperature Tests
- Rustproof Accessories
- Cable Exit Connectors and Glands
- Emergency Stop Button
- Fuel Level Gauge
- Fuel Drain Cap
- Fuel Inlet and Return Records
- I permeability Test for Fuel Tank
- Vacuumed Rubber Mounted
- High Quality weatherstrips
- High Quality Shock Absorbers
- Fuel Filling Cap (with ventilation)
- Lifting and Carrying Equipment
- Internal Exhaust Mufflers (Silencers)
- External Exhaust Mufflers (Silencers)
- Radiator water Filling Cap
- Daily Fuel Tank, External Fuel Tank



JNC SERIES
JNC 2250L

NATURAL GAS / BIOGAS / LPG
Continuous 1800 kW Output Power – 7/24 non STOP

SPECIAL PRODUCTS / NON - STANDARDIZED

Synchronised Systems	Generators - with Trailer	DC Generators
Scada Systems	Medium Voltage - MV	High Voltage - HV
Mobile Systems	IP44-IP54 Class Generators	Power Plants
Light Towers	Welding Machines	Trigeneration Systems
Ground Power Unit Generators	Natural Gas Generator	Biogas Generator
High Frequency Generators	Marine Generators	Super Silent Canopy
Variable Speed Generators	Dual Generators	Automatic Voltage Stabilizers
Cogeneration Systems	LPG Generator	Electrical and Diesel Forklift
HFO Generator		

CHG622V16

Electrical power : 2000kW

Thermal output : 2363kW

Electrical efficiency : >38.08 %

Thermal efficiency: > 44.99 %


Total efficiency: > 83.07 %

Gas consumption : 527 (Hu = 35.88MJ/m3)

Oil consumption rate: ≤0.35 g/kWh

First Overhaul / Maintenance : 64000H/500H

NOx (5%O2) : ≤500 mg/Nm3



OIL RECOMMENDATION

HDAX 5100 Ashless Gas Engine Oil - SAE 40

HDAX 5200 Low Ash Gas Engine Oil - SAE 40

HDAX 7200 Low Ash Gas Engine Oil - SAE 40

GAS DETAIL

NATURAL GAS = METHANE (MARSH)

BIOGAS = %50 METHANE (MARSH)

LPG = PROPANE+BUTANE

