



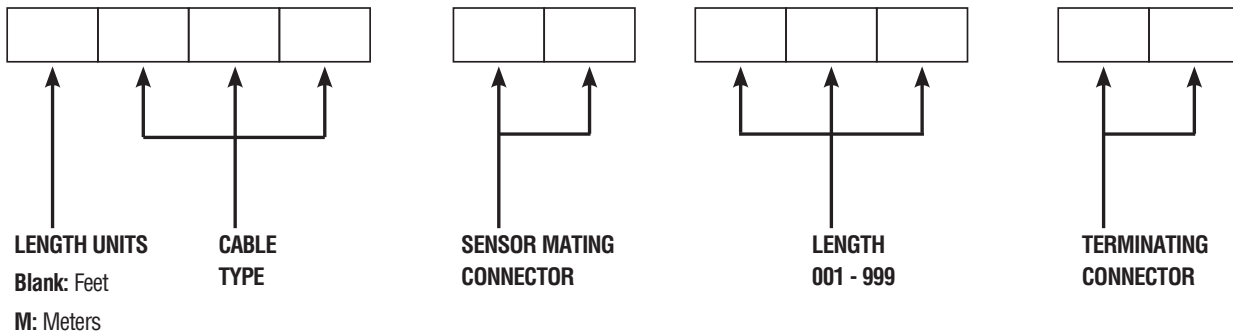
CABLES & CONNECTORS



IMI Sensors manufactures a wide variety of cable assemblies that will mate to different sensor types, signal conditioners, and data acquisition systems for predictive maintenance, process monitoring, and power generation applications.

Constructing a Cable Assembly Model Number

1. Determine whether the cable should be measured in feet or meters.
2. Choose the cable type. (Cable types are listed on pages 6-29).
3. Choose the sensor mating connector. (Connectors are listed on pages 30-47.)
4. Determine the length of cable required.
5. Choose the terminating connector. (Connectors are listed on pages 30-47.)



CABLE AND CONNECTOR REFERENCE TABLES

CABLE REFERENCE TABLE								
Cable Model	Cable Style	Cable Style	Conductor Number	Jacket Color/Material	Cable Diameter	Min Temp	Max Temp	Unique Features
003	Coaxial	Straight	1	Blue TFE	0.08 in 2.01 mm	-320 °F -196 °C	+500 °F +260 °C	Low Noise
013	Multi-Conductor	Straight	2	Silver Stainless Steel	0.13 in 3.18 mm	-300 °F -184 °C	+1200 °F +650 °C	Radiation Hardened
023	Coaxial	Straight	1	Nickel Stainless Steel	0.06 in 1.50 mm	-300 °F -184 °C	+1200 °F +650 °C	Radiation Hardened
042	Multi-Conductor	Straight	2	Black Polyurethane	0.16 in 4.06 mm	-65 °F -54 °C	+250 °F +121 °C	
043	Multi-Conductor	Straight	4	Black Polyurethane	0.41 in 10.41 mm	-58 °F -50 °C	+250 °F +121 °C	Armored
044	Multi-Conductor	Coiled	2	Black Polyurethane	0.17 in 4.32 mm	-76 °F -60 °C	+176 °F +80 °C	
045	Multi-Conductor	Straight	2	Red PFA	0.20 in 5.18 mm	-130 °F -90 °C	+500 °F +260 °C	Low Noise
046	Multi-Conductor	Straight	32, drain	Black PVC	0.70 in 17.80 mm	-40 °F -40 °C	+221 °F +105 °C	
047	Multi-Conductor	Straight	2, drain	Black Polyurethane	0.41 in 10.41 mm	-58 °F -50 °C	+250 °F +121 °C	Armored
048	Multi-Conductor	Straight	2, drain	Red PTFE	0.27 in 6.80 mm	-320 °F -196 °C	+392 °F +200 °C	Armored
049	Multi-Conductor	Straight	24, drain	Black PVC	0.61 in 15.50 mm	-40 °F -40 °C	+221 °F +105 °C	
050	Multi-Conductor	Coiled	2	Black TPE	0.21 in 5.33 mm	-22 °F -30 °C	+176 °F +80 °C	
052	Multi-Conductor	Straight	2, drain	Black Polyurethane	0.25 in 6.35 mm	-58 °F -50 °C	+250 °F +121 °C	
053	Multi-Conductor	Straight	2, drain	Red PFA	0.15 in 3.91 mm	-320 °F -196 °C	+392 °F +200 °C	
055	Multi-Conductor	Straight	2	Orange PFA	0.19 in 4.83 mm	-85 °F -65 °C	+392 °F +200 °C	
056	Multi-Conductor	Straight	3	Orange PFA	0.19 in 4.83 mm	-85 °F -65 °C	+392 °F +200 °C	
057	Multi-Conductor	Straight	4	Orange PFA	0.19 in 4.83 mm	-85 °F -65 °C	+392 °F +200 °C	
058	Multi-Conductor	Coiled	2	Black Polyurethane	0.25 in 6.35 mm	-58 °F -50 °C	+250 °F +121 °C	
059	Multi-Conductor	Straight	4	Black Polyurethane	0.25 in 6.35 mm	-58 °F -50 °C	+250 °F +121 °C	
067	Multi-Conductor	Straight	2	Black Polyurethane	0.27 in 6.81 mm	-65 °F -54 °C	+250 °F +121 °C	Armored
097	Multi-Conductor	Straight	4	Black Polyurethane	0.17 in 4.32 mm	-58 °F -50 °C	+250 °F +121 °C	
501	Multi-Conductor	Coiled	4	Black Polyurethane	0.25 in 6.35 mm	-58 °F -50 °C	+250 °F +121 °C	
505	Multi-Conductor	Straight	2, drain	Blue Polyurethane	0.25 in 6.35 mm	-58 °F -50 °C	+250 °F +121 °C	
508	Multi-Conductor	Straight	2, drain	Black Polyurethane	0.19 in 4.83 mm	-58 °F -50 °C	+250 °F +121 °C	

CONNECTOR REFERENCE TABLE

Connector Model	Connector Style	Number of Pins/ Sockets	Coupling Method	Strain Relief	Min Temp	Max Temp	Field-Installable
AB	BNC	1 socket	Bayonet	Molded Boot	-85 °F -65 °C	+329 °F +165 °C	No
AC	BNC	1 pin	Bayonet	Molded Boot	-85 °F -65 °C	+329 °F +165 °C	No
AD	Pigtail	N/A	N/A	N/A	N/A	N/A	N/A
AE	MIL-C-5015	2 socket	Push On	Molded Boot	-67 °F -55 °C	+325 °F +163 °C	No
AF	Right Angle 5-44 Coaxial	1 pin	Threaded	Heat Shrink	-85 °F -65 °C	+392 °F +200 °C	No
AG	Right Angle 5-44 Coaxial	1 pin	Threaded	Molded Boot	-320 °F -196 °C	+500 °F +260 °C	No
AM	MS3106A MIL-C-501	2 socket	Threaded	Potted	-67 °F -55 °C	+257 °F +125 °C	No
AN	MS3116 MIL-C-26482	4 socket	Bayonet	Clamp	-67 °F -55 °C	+257 °F +125 °C	Yes
AP	MS3116 MIL-C-26482	2 socket	Threaded	Clamp	-320 °F -196 °C	+257 °F +125 °C	Yes
BP	MS3106 MIL-C-5015	2 socket	Threaded	Clamp	-320 °F -196 °C	+325 °F +163 °C	Yes
BQ	MIL-C-5015	2 socket	Threaded	Molded Boot	-320 °F -196 °C	+250 °F +121 °C	No
BR	MIL-C-5015	2 socket	Threaded	Molded Boot	-320 °F -196 °C	+250 °F +121 °C	No
BS	MS3106 MIL-C-5015	2 socket	Threaded	Molded Boot	-67 °F -55 °C	+257 °F +125 °C	No
BV	MIL-C-5015	3 socket	Threaded	Clamp	-67 °F -55 °C	+250 °F +121 °C	Yes
BY	Circular	28 pin	Bayonet	Clamp	-67 °F -55 °C	+257 °F +125 °C	Yes
BZ	Blunt Cut	N/A	N/A	N/A	N/A	N/A	N/A
CE	MS3101A MIL-C-5015	2 pin	Threaded	Clamp	-67 °F -55 °C	+257 °F +125 °C	Yes
CF	MIL-C-5015	2 socket	Threaded	Clamp	-67 °F -55 °C	+250 °F +121 °C	Yes
CS	MS3116 MIL-C-26482	3 socket	Bayonet	Clamp	-67 °F -55 °C	257 °F 125 °C	Yes
CV	D-Sub	25 pin	Lever Lock	Molded Boot	-67 °F -55 °C	+221 °F +105 °C	No
CW	D-Sub	25 pin	Lever Lock	Molded Boot	-67 °F -55 °C	+221 °F +105 °C	No
DN	MS3106 MIL-C-5015	2 socket	Threaded	Molded Boot	-320 °F -196 °C	+250 °F +121 °C	No
DP	LEMO	7 pin	Push Pull	Molded Boot	-67 °F -55 °C	+392 °F +200 °C	No
DR	MS3116 MIL-C-26482	4 socket	Bayonet	Clamp Nut	-67 °F -55 °C	+257 °F +125 °C	Yes
DS	MS3106 MIL-C-5015	3 socket	Push On	Molded Boot	-67 °F -55 °C	+325 °F +163 °C	No
EB	10-32 Coaxial	1 pin	Threaded	Molded Boot	-320 °F -196 °C	+500 °F +260 °C	No
EC	MIL-C-5015	2 socket	Threaded	Molded Boot	-67 °F -55 °C	+325 °F +163 °C	No
EF	MIL-C-5015	3 socket	Threaded	Clamp	-67 °F -55 °C	+250 °F +121 °C	Yes

CONNECTOR REFERENCE TABLE

Connector Model	Connector Style	Number of Pins/Sockets	Coupling Method	Strain Relief	Min Temp	Max Temp	Field-Installable
ER	MIL-C-5015	2 socket	Threaded	None	-65 °F -55 °C	+500 °F +260 °C	No
FV	MS3106 MIL-C-5015	2 socket	Threaded	Molded Boot	-65 °F -55 °C	+325 °F +163 °C	No
FY	MS3106 MIL-C-5015	3 socket	Threaded	Molded Boot	-67 °F -55 °C	+250 °F +151 °C	No
GA	11963 10-32 Coaxial	1 socket	Threaded	None	-65 °F -54 °C	+550 °F +288 °C	No
GN	7/16-27	2 socket	Threaded	None	-65 °F -54 °C	+900 °F +482 °C	No
GP	7/16-27	2 pin	Threaded	None	-65 °F -54 °C	+900 °F +482 °C	No
GT	MS3106 MIL-C-5015	3 socket	Threaded	Clamp	-67 °F -55 °C	+257 °F +125 °C	Yes
GV	Fischer	11 pin	Push Pull	Clamp	-85 °F -65 °C	+266 °F +130 °C	Yes
HC	MS3116 MIL-C-26482	4 socket	Bayonet	Clamp	-67 °F -55 °C	+257 °F +125 °C	Yes
HM	Fischer	6 pin	Push Pull	Clamp	-85 °F -65 °C	+266 °F +130 °C	Yes
HX	M12	5 pin	Threaded	Clamp Nut	-40 °F -40 °C	+185 °F +85 °C	No
LG	BNC Double Splice	1 pin (2)	Bayonet	Molded Boot	-40 °F -40 °C	+176 °F +80 °C	No
LQ	MIL-C-5015	2 socket	Threaded	Molded Boot	-67 °F -55 °C	+250 °F +121 °C	No
LU	Breakaway	3 pin	Snap On	Potted	-40 °F -40 °C	+176 °F +80 °C	No
LV	Breakaway	3 socket	Snap On	Potted	-40 °F -40 °C	+176 °F +80 °C	No
LW	Breakaway	5 pin	Snap On	Potted	-13 °F -25 °C	+176 °F +80 °C	No
LX	Breakaway	5 socket	Snap On	Potted	-13 °F -25 °C	+176 °F +80 °C	No
NF	BNC Triple Splice	1 pin (3)	Bayonet	Molded Boot	-40 °F -40 °C	+176 °F +80 °C	No
PA	MIL-C-5015	2 socket	Threaded	Molded Boot	-67 °F -55 °C	+356 °F +180 °C	No
PB	MIL-C-5015	2 socket	Threaded	Molded Boot	-67 °F -55 °C	+356 °F +180 °C	No
PZ	M12	5 socket	Threaded	Molded Boot	-40 °F -40 °C	+221 °F +105 °C	No
QF	MIL-C-5015	3 socket	Threaded	Molded Boot	-67 °F -55 °C	+250 °F +121 °C	No
QH	M12	4 socket	Threaded	Molded Boot	-40 °F -40 °C	+221 °F +105 °C	No
QK	MIL-C-5015	3 socket	Threaded	Molded Boot	-67 °F -55 °C	+356 °F +180 °C	No
QY	7/16-27	2 socket	Threaded	None	-320 °F -196 °C	+500 °F +260 °C	No

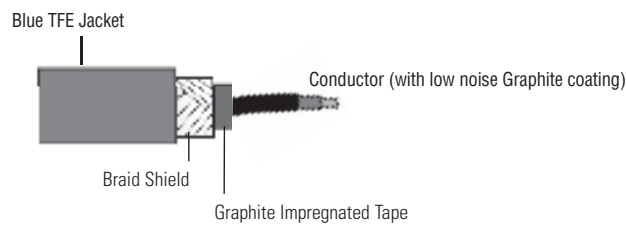
CABLES



LOW NOISE COAXIAL CABLE WITH BLUE PTFE JACKET

MODEL 003

- Ideal for use in cooler areas of single-ended charge model sensor chains
- Prevents high impedance signal degradation as a result of noise infiltration
- Smooth jacket for easy pulling through conduit and cable trays



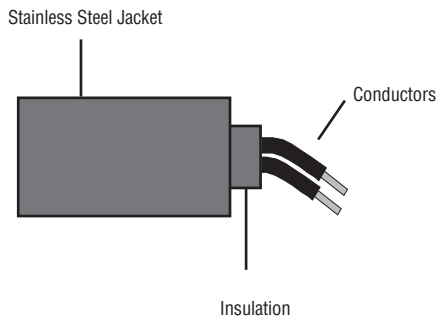
SPECIFICATIONS	
Performance	
Conductor Number	1
Cable Style	Straight Low Noise
Cable Style	Coaxial
Environmental	
Temperature Range	-320 to +500 °F -196 to +260 °C
Electrical	
Capacitance (Cond-to-Cond@70 °F)	30 pF/ft
Physical	
Cable Diameter	0.08 in 2.01 mm
Jacket Material	TFE
Jacket Color	Blue
Conductor Style	Solid
Conductor Material	Steel Covered in Nickel Plated Copper
Conductor Diameter	0.01 in 0.28 mm
Insulation Material	Extruded TFE
Shield Type	Braid 90% Minimum Coverage
Shield Material	Nickel Plated Wire
Low Noise Barrier Material (Over Conductor)	Liquid Graphite
Low Noise Barrier Material (Over Insulator)	Graphite Impregnated PTFE Tape
Drain Wire Material	No drain wire
Bend Radius (Minimum)	1.00 in 25.40 mm
Weight	0.10 oz/ft 9.30 g/m



2 CONDUCTOR HARDLINE CABLE WITH STAINLESS STEEL JACKET

MODEL 013

- Ideal for use in cases of very high and/or extreme temperature conditions, with single ended output
- Prevents high impedance signal degradation as a result of noise infiltration
- Radiation-hardened for use in nuclear environments



SPECIFICATIONS	
Performance	
Conductor Number	2
Cable Style	Straight Hardline
Cable Style	Multi-Conductor
Environmental	
Temperature Range	-300 to +1200 °F -184 to +650 °C
Electrical	
Capacitance (Cond-to-Cond@70 °F)	20 pF/ft 66 pF/m
Insulation Resistance (@70 °F)	≥10 ¹² Ohm
Insulation Resistance (@900 °F)	≥10 ⁸ Ohm
Radiation Exposure Limit (Integrated Neutron Flux)	1 E10 N/cm ²
Radiation Exposure Limit (Integrated Gamma Flux)	1 E8 rad
Physical	
Cable Diameter	0.13 in 3.18 mm
Jacket Material	Stainless Steel
Jacket Color	Silver
Conductor Style	Solid
Conductor Material	Solid Nickel Wire
Conductor Diameter	0.02 in 0.38 mm
Insulation Material	Pressed Silicon Dioxide Mineral Powder
Shield Type	None
Shield Material	None
Drain Wire Material	No drain wire
Bend Radius (Minimum)	0.375 in 9.5 mm
Weight	0.6 oz/ft 54.43 g/m

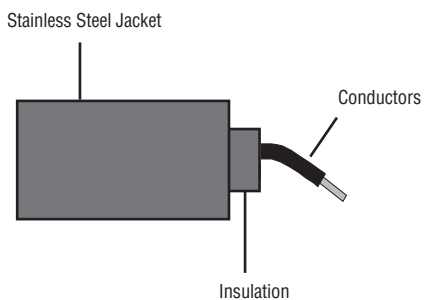
CABLES



COAXIAL HARDLINE CABLE WITH STAINLESS STEEL JACKET

MODEL 023

- Ideal for use in cases of very high and/or extreme temperature conditions, with single ended output
- Prevents high impedance signal degradation from noise infiltration
- Radiation-hardened for use in nuclear environments




SPECIFICATIONS	
Performance	
Conductor Number	1
Cable Style	Straight Hardline
Cable Style	Coaxial
Environmental	
Temperature Range	-300 to +1200 °F -184 to +650 °C
Radiation Exposure Limit (Integrated Neutron Flux)	1 E10 N/cm ²
Radiation Exposure Limit (Integrated Gamma Flux)	1 E8 rad
Electrical	
Capacitance (Cond-to-Cond@70 °F)	131 pF/ft 430 pF/m
Insulation Resistance (@70 °F)	10 ¹² Ohm
Insulation Resistance (@900 °F)	10 ⁸ Ohm
Physical	
Cable Diameter	0.06 in 1.50 mm
Jacket Material	Stainless Steel
Jacket Color	Silver
Conductor Style	Solid
Conductor Material	Nickel
Conductor Diameter	0.01 in 0.24 mm
Insulation Material	Magnesium Oxide
Shield Type	None
Shield Material	None
Drain Wire Material	No drain wire
Bend Radius (Min)	2.00 in 50.80 mm
Weight	0.024 oz/ft 2.23 g/m



2 CONDUCTOR CABLE WITH BLACK POLYURETHANE JACKET

MODEL 042

- Smallest diameter two-conductor cable available
- Smooth jacket for easy pulling through conduit and cable trays
- Used as integral cable on Model 607A11



SPECIFICATIONS	
Performance	
Conductor Number	2
Cable Style	Straight
Cable Style	Multi-Conductor Twisted Shielded Pair
Environmental	
Temperature Range	-65 to +250 °F -54 to +121 °C
Electrical	
Capacitance (Cond-to-Cond@70 °F)	20 pF/ft 66 pF/m
Physical	
Cable Diameter	0.16 in 4.06 mm
Jacket Material	Polyurethane
Jacket Color	Black
Conductor Style	Stranded 19 Strands 38 AWG
Conductor Material	Tin Plated Copper
Conductor Diameter	0.02 in 0.51 mm
Insulation Material	FEP
Shield Type	Spiral 95% Minimum Coverage
Shield Material	Tin Plated Copper
Drain Wire Material	No drain wire
Bend Radius (Min)	1.60 in 41.00 mm
Weight	0.24 oz/ft 22.50 g/m

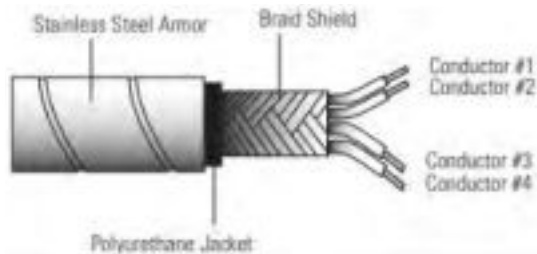
CABLES



4 CONDUCTOR ARMORED CABLE WITH BLACK POLYURETHANE JACKET

MODEL 043

- Armored version of our most popular four-conductor cable
- Ideal for use with biaxial or triaxial ICP® accelerometers and TO vibration transmitters
- Armor protects cable from being cut or crushed



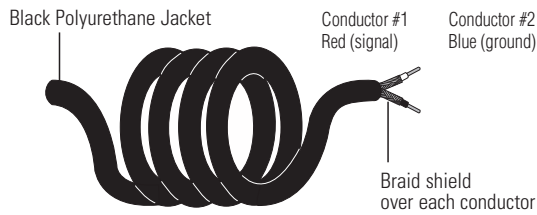
SPECIFICATIONS	
Performance	
Conductor Number	4
Cable Style	Straight Armored
Cable Style	Multi-Conductor Twisted Shielded Bundle
Environmental	
Temperature Range	-58 to +250 °F -50 to +121 °C
Electrical	
Capacitance (Cond-to-Cond@70 °F)	36 pF/ft 118 pF/m
Physical	
Armor Diameter	0.41 in 10.41 mm
Armor Material	Stainless Steel
Cable Diameter	0.25 in 6.35 mm
Jacket Material	Polyurethane
Jacket Color	Black
Conductor Style	Stranded 19 Strands 32 AWG
Conductor Material	Tin Plated Copper
Conductor Diameter	0.04 in 1.02 mm
Insulation Material	FEP
Shield Type	Braid 90% Minimum Coverage
Shield Material	Tin Plated Copper
Drain Wire Material	No drain wire
Bend Radius (Minimum)	4.10 in 104.14 mm
Weight	1.69 oz/ft 157.15 g/m



2 CONDUCTOR SMALL DIAMETER COILED CABLE WITH BLACK POLYURETHANE JACKET

MODEL 044

- Ideal for use with single-axis ICP® accelerometers in route-based measurements
- Stays coiled despite heavy usage
- Available in 6, 10, or 15 ft lengths



SPECIFICATIONS	
Performance	
Conductor Number	2
Cable Style	Coiled
Cable Style	Multi-Conductor Shielded
Environmental	
Temperature Range	-40 to +176 °F -40 to +80 °C
Electrical	
Capacitance (Cond-to-Cond@70 °F)	40 pF/ft 131 pF/m
Physical	
Cable Diameter	0.17 in 4.57 mm
Jacket Material	Polyurethane
Jacket Color	Black
Conductor Style	Stranded 19 Strands 36 AWG
Conductor Material	Tin Plated Copper
Conductor Diameter	0.01 in 0.28 mm
Insulation Material	Polypropylene
Shield Type	Spiral 90% Minimum Coverage
Shield Material	Tin Plated Copper
Drain Wire Material	No drain wire
Bend Radius (Minimum)	1.70 in 43.20 mm
Weight	0.53 oz/ft 49.28 g/m

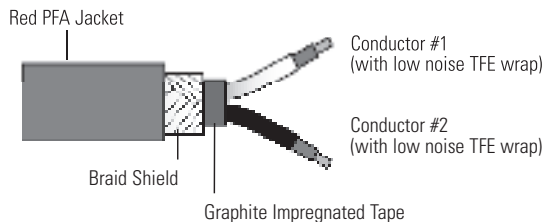
CABLES



2 CONDUCTOR LOW-NOISE CABLE WITH RED PFA JACKET

MODEL 045

- Ideal for use in cooler areas of differential charge model sensor chains
- Prevents high impedance signal degradation from noise infiltration
- Smooth jacket for easy pulling through conduit and cable trays



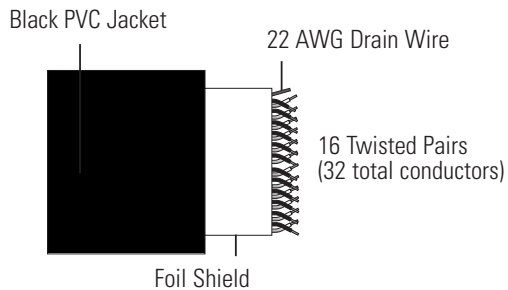
SPECIFICATIONS	
Performance	
Conductor Number	2
Cable Style	Straight Low Noise
Cable Style	Multi-Conductor Twisted Shielded Pair
Environmental	
Temperature Range	-130 to +500 °F -90 to +260 °C
Electrical	
Capacitance (Cond-to-Cond@70 °F)	35 pF/ft 115 pF/m
Physical	
Cable Diameter	0.20 in 5.18 mm
Jacket Material	PFA
Jacket Color	Red
Conductor Style	Stranded 7 Strands 30 AWG
Conductor Material	Nickel Plated Copper
Conductor Diameter	0.03 in 0.76 mm
Insulation Material	Extruded PTFE
Shield Type	Braid 90% Minimum Coverage
Shield Material	Nickel Plated Copper
Low Noise Barrier Material (Over Conductor)	Graphite Impregnated PTFE Tape
Low Noise Barrier Material (Over Insulator)	Graphite Impregnated PTFE Tape
Low Noise Barrier Material (Over Bundle)	Graphite Impregnated PTFE Tape
Drain Wire Material	No drain wire
Bend Radius (Minimum)	2.00 in 50.80 mm
Weight	0.43 oz/ft 40.32 g/m



32 CONDUCTOR CABLE WITH BLACK PVC JACKET

MODEL 046

- Ideal to use in conjunction with cable reduction boxes to consolidate 16 - 2 conductor cables into one easy to manage cable
- Space and money saving option for long cable runs into control room
- Includes dedicated drain wire attached to shield



SPECIFICATIONS	
Performance	
Conductor Number	32, drain
Cable Style	Straight
Cable Style	Multi-Conductor Twisted Shielded Pair
Environmental	
Temperature Range	-40 to +221 °F -40 to +105 °C
Electrical	
Capacitance (Cond-to-Cond@70 °F)	32 pF/ft 105 pF/m
Physical	
Cable Diameter	0.70 in 17.80 mm
Jacket Material	PVC
Jacket Color	Black
Conductor Style	Stranded 7 Strands 28 AWG
Conductor Material	Tin Plated Copper
Conductor Diameter	0.04 in 0.97 mm
Insulation Material	Polyvinyl Chloride
Shield Type	Foil
Shield Material	Aluminum/Mylar
Drain Wire Material	Tin Plated Copper
Bend Radius (Minimum)	7.00 in 178.00 mm
Weight	4.00 oz/ft 368 g/m

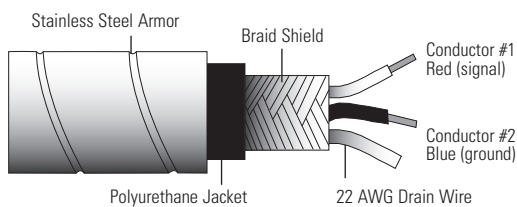
CABLES




2 CONDUCTOR ARMORED CABLE WITH BLACK POLYURETHANE JACKET

MODEL 047

- Armored version of our most popular 2 conductor cable
- Armor protects cable from being cut or crushed
- Includes dedicated drain wire attached to shield



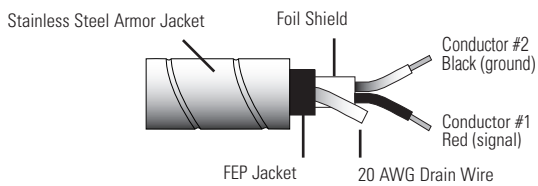
SPECIFICATIONS	
Performance	
Conductor Number	2, drain
Cable Style	Straight Armored
Cable Style	Multi-Conductor Twisted Shielded Pair
Environmental	
Temperature Range	-58 to +250 °F -50 to +121 °C
Electrical	
Capacitance (Cond-to-Cond@70 °F)	36 pF/ft 118 pF/m
Physical	
Armor Diameter	0.41 in 10.41 mm
Armor Material	Polyurethane
Cable Diameter	0.25 in 6.35 mm
Jacket Material	Polyurethane
Jacket Color	Black
Conductor Style	Stranded 19 Strands 32 AWG
Conductor Material	Tin Plated Copper
Conductor Diameter	0.04 in 1.02 mm
Insulation Material	FEP
Shield Type	Braid 90% Minimum Coverage
Shield Material	Tin Plated Copper
Drain Wire Material	Tin Plated Copper
Bend Radius (Minimum)	4.10 in 104.14 mm
Weight	1.61 oz/ft 149.71 g/m



2 CONDUCTOR ARMORED CABLE WITH RED FEP JACKET

MODEL 048

- Ideal for use in high temperature or corrosive environments
- Armor protects cable from being cut or crushed
- Includes dedicated drain wire attached to shield



SPECIFICATIONS	
Performance	
Conductor Number	2, drain
Cable Style	Straight Armored
Cable Style	Multi-Conductor Twisted Shielded Pair
Environmental	
Temperature Range	-90 to +392 °F -70 to +200 °C
Electrical	
Capacitance (Cond-to-Cond@70 °F)	51 pF/ft 167 pF/m
Physical	
Armor Diameter	0.27 in 6.80 mm
Armor Material	Stainless Steel
Cable Diameter	0.16 in 3.99 mm
Jacket Material	FEP
Jacket Color	Red
Conductor Style	Stranded 19 Strands 30 AWG
Conductor Material	Tin Plated Copper
Conductor Diameter	0.04 in 1.02 mm
Insulation Material	FEP
Shield Type	Foil
Shield Material	Aluminum/Mylar
Drain Wire Material	Tin Plated Copper
Bend Radius (Minimum)	3.00 in 76.20 mm
Weight	1.21 oz/ft 112.51 g/m

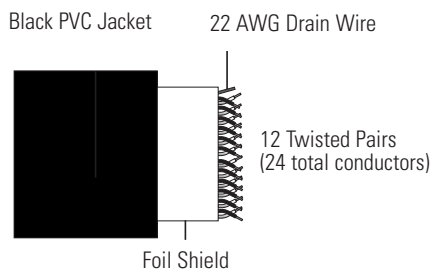
CABLES



24 CONDUCTOR CABLE WITH BLACK PVC JACKET

MODEL 049

- Ideal to use in conjunction with cable reduction boxes to consolidate 12 - 2 conductor cables into one easy to manage cable
- Space and money saving option for long cable runs into control room
- Includes dedicated drain wire attached to shield



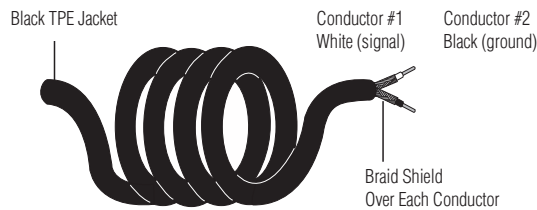
SPECIFICATIONS	
Performance	
Conductor Number	24, drain
Cable Style	Straight
Cable Style	Multi-Conductor Twisted Shielded Pair
Environmental	
Temperature Range	-40 to +221 °F -40 to +105 °C
Electrical	
Capacitance (Cond-to-Cond@70 °F)	32 pF/ft 105 pF/m
Physical	
Cable Diameter	0.61 in 15.5 mm
Jacket Material	PVC
Jacket Color	Black
Conductor Style	Stranded 7 Strands 28 AWG
Conductor Material	Tin Plated Copper
Conductor Diameter	0.04 in .97 mm
Insulation Material	PVC
Shield Type	Foil
Shield Material	Aluminum/Mylar
Drain Wire Material	Tin Plated Copper
Bend Radius (Minimum)	6.00 in 152.40 mm
Weight	3.00 oz/ft 276 g/m



2 CONDUCTOR MID DIAMETER COILED CABLE WITH BLACK TPE JACKET

MODEL 050

- Ideal for use with single-axis ICP® accelerometers in route-based measurements
- Stays coiled despite heavy usage
- Available in 6, 10, or 15 ft lengths



SPECIFICATIONS	
Performance	
Conductor Number	2
Cable Style	Coiled
Cable Style	Multi-Conductor Shielded Pair
Environmental	
Temperature Range	-22 to +176 °F -30 to +80 °C
Electrical	
Capacitance (Cond-to-Cond@70 °F)	31 pF/ft 102 pF/m
Physical	
Cable Diameter	0.21 in 5.33 mm
Jacket Material	TPE
Jacket Color	Black
Conductor Style	Stranded 21 Strands 36 AWG
Conductor Material	Tin Plated Copper
Conductor Diameter	0.03 in 0.71 mm
Insulation Material	Polypropylene
Shield Type	Braid 90% Minimum Coverage
Shield Material	Tin Plated Copper
Drain Wire Material	No drain wire
Bend Radius (Minimum)	2.10 in 53.30 mm
Weight	0.25 oz/ft 0.11 kg

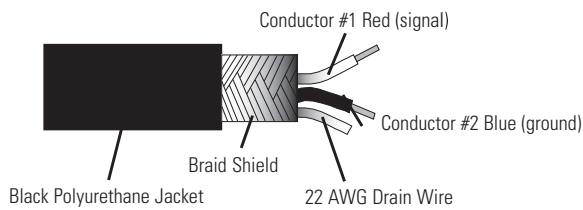
CABLES



2 CONDUCTOR CABLE WITH BLACK POLYURETHANE JACKET

MODEL 052

- Our most popular 2 conductor cable
- Smooth jacket for easy pulling through conduit and cable trays
- Includes dedicated drain wire attached to shield



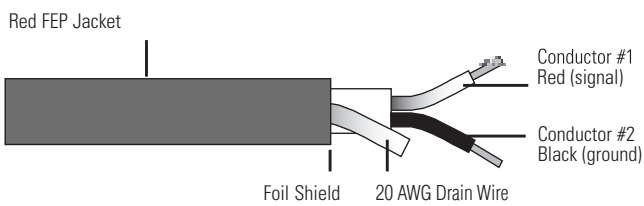
SPECIFICATIONS	
Performance	
Conductor Number	2, drain
Cable Style	Straight
Cable Style	Multi-Conductor Twisted Shielded Pair
Environmental	
Temperature Range	-58 to +250 °F -50 to +121 °C
Electrical	
Capacitance (Cond-to-Cond@70 °F)	36 pF/ft 118 pF/m
Physical	
Cable Diameter	0.25 in 6.35 mm
Jacket Material	Polyurethane
Jacket Color	Black
Conductor Style	Stranded 19 Strands 32 AWG
Conductor Material	Tin Plated Copper
Conductor Diameter	0.04 in 1.02 mm
Insulation Material	FEP
Shield Type	Braid 90% Minimum Coverage
Shield Material	Tin Plated Copper
Drain Wire Material	Tin Plated Copper
Bend Radius (Minimum)	2.50 in 63.50 mm
Weight	0.67 oz/ft 61.85 g/m



2 CONDUCTOR CABLE WITH RED PTFE JACKET

MODEL 053

- Most popular FEP jacketed cable
- Ideal for use in high temperature or corrosive environments
- Includes dedicated drain wire attached to shield



SPECIFICATIONS	
Performance	
Conductor Number	2, drain
Cable Style	Straight
Cable Style	Multi-Conductor Twisted Shielded Pair
Environmental	
Temperature Range	-90 to +392 °F -70 to +200 °C
Electrical	
Capacitance (Cond-to-Cond@70 °F)	51 pF/ft 167 pF/m
Physical	
Cable Diameter	0.15 in 3.91 mm
Jacket Material	FEP
Jacket Color	Red
Conductor Style	Stranded 19 Strands 30 AWG
Conductor Material	Tin Plated Copper
Conductor Diameter	0.04 in 1.02 mm
Insulation Material	FEP
Shield Type	Foil
Shield Material	Aluminum/Mylar
Drain Wire Material	Tin Plated Copper
Bend Radius (Minimum)	2.00 in 50.80 mm
Weight	0.35 oz/ft 32.19 g/m

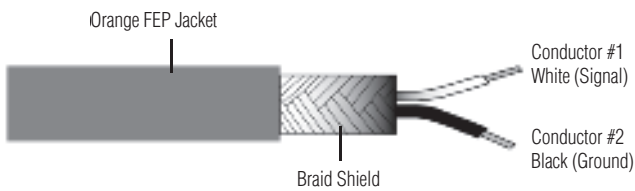
CABLES



2 CONDUCTOR CABLE WITH ORANGE FEP JACKET

MODEL 055

- Largest diameter 2 conductor cable with FEP jacket for extra durability in harsh environments
- Ideal for use in high temperature or corrosive environments.
- Smooth jacket for easy pulling through conduit and cable trays



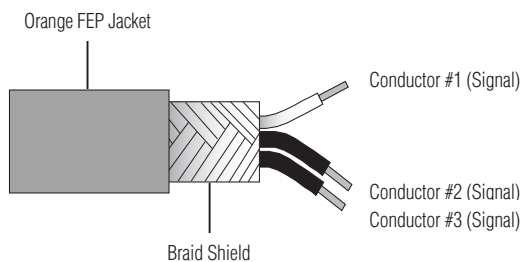
SPECIFICATIONS	
Performance	
Conductor Number	2
Cable Style	Straight
Cable Style	Multi-Conductor Twisted Shielded Pair
Environmental	
Temperature Range	-85 to +392 °F -65 to +200 °C
Electrical	
Capacitance (Cond-to-Cond@70 °F)	27 pF/ft 89 pF/m
Physical	
Cable Diameter	0.19 in 4.83 mm
Jacket Material	FEP
Jacket Color	Orange
Conductor Style	Stranded 19 Strands 32 AWG
Conductor Material	Tin Plated Copper
Conductor Diameter	0.04 in 0.97 mm
Insulation Material	FEP
Shield Type	Braid 85% Minimum Coverage
Shield Material	Tin Plated Copper
Drain Wire Material	No drain wire
Bend Radius (Minimum)	1.90 in 48.30 mm
Weight	0.52 oz/ft 47.97 g/m



3 CONDUCTOR CABLE WITH ORANGE FEP JACKET

MODEL 056

- Ideal for use with biaxial ICP® accelerometers, single axis ICP® accelerometers with temperature output, or vibration transmitters with a raw vibration output
- Ideal for use in high temperature or corrosive environments
- Smooth jacket for easy pulling through conduit and cable trays



SPECIFICATIONS	
Performance	
Conductor Number	3
Cable Style	Straight
Cable Style	Multi-Conductor Twisted Shielded Bundle
Environmental	
Temperature Range	-85 to +392 °F -65 to +200 °C
Electrical	
Capacitance (Cond-to-Cond@70 °F)	27 pF/ft 89 pF/m
Physical	
Cable Diameter	0.19 in 4.83 mm
Jacket Material	FEP
Jacket Color	Orange
Conductor Style	Stranded 19 Strands 32 AWG
Conductor Material	Tin Plated Copper
Conductor Diameter	0.04 in 0.97 mm
Insulation Material	FEP
Shield Type	Braid 85% Minimum Coverage
Shield Material	Tin Plated Copper
Drain Wire Material	No drain wire
Bend Radius (Minimum)	1.90 in 48.30 mm
Weight	0.59 oz/ft 55.09 g/m

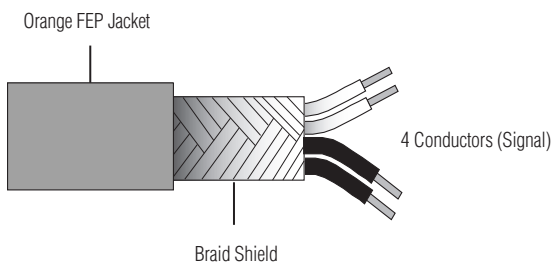
CABLES



4 CONDUCTOR CABLE WITH ORANGE FEP JACKET

MODEL 057

- Ideal for use with triaxial ICP® accelerometers and TO vibration transmitters
- Ideal for use in high temperature or corrosive environments.
- Smooth jacket for easy pulling through conduit and cable trays



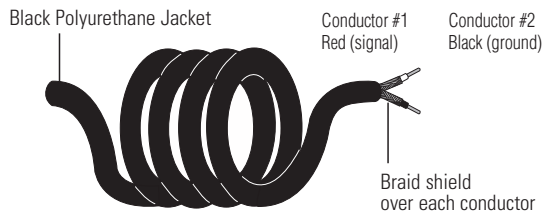
SPECIFICATIONS	
Performance	
Conductor Number	4
Cable Style	Straight
Cable Style	Multi-Conductor Twisted Shielded Bundle
Environmental	
Temperature Range	-85 to +392 °F -65 to +200 °C
Electrical	
Capacitance (Cond-to-Cond@70 °F)	24 pF/ft 79 pF/m
Physical	
Cable Diameter	0.19 in 4.83 mm
Jacket Material	FEP
Jacket Color	Orange
Conductor Style	Stranded 19 Strands 32 AWG
Conductor Material	Tin Plated Copper
Conductor Diameter	0.03 in 0.76 mm
Insulation Material	FEP
Shield Type	Braid 85% Minimum Coverage
Shield Material	Tin Plated Copper
Drain Wire Material	No drain wire
Bend Radius (Minimum)	1.90 in 48.26 mm
Weight	0.52 oz/ft 48.16 g/m



2 CONDUCTOR LARGE DIAMETER COILED CABLE WITH BLACK POLYURETHANE JACKET

MODEL 058

- Ideal for use with single-axis ICP® accelerometers in route-based measurements
- Stays coiled despite heavy usage
- Available in 6, 10, or 15 ft lengths



SPECIFICATIONS	
Performance	
Conductor Number	2
Cable Style	Coiled
Cable Style	Multi-Conductor Twisted Shielded Pair
Environmental	
Temperature Range	-58 to +250 °F -50 to +121 °C
Electrical	
Capacitance (Cond-to-Cond@70 °F)	36 pF/ft 118 pF/m
Physical	
Cable Diameter	0.25 in 6.35 mm
Jacket Material	Polyurethane
Jacket Color	Black
Conductor Style	Stranded 19 Strands 32 AWG
Conductor Material	Tin Plated Copper
Conductor Diameter	0.04 in 1.02 mm
Insulation Material	FEP
Shield Type	Braid 97% Minimum Coverage
Shield Material	Tin Plated Copper
Drain Wire Material	No drain wire
Bend Radius (Minimum)	2.50 in 63.50 mm
Weight	0.64 oz/ft 59.51 g/m

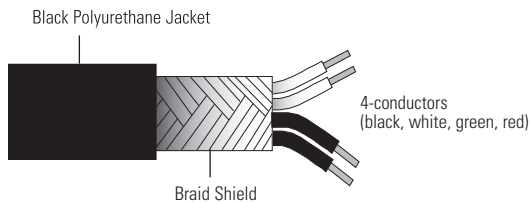
CABLES



4 CONDUCTOR CABLE WITH BLACK POLYURETHANE JACKET

MODEL 059

- Our most popular four conductor cable
- Ideal for use with biaxial or triaxial ICP® accelerometers and TO vibration transmitters
- Smooth jacket for easy pulling through conduit and cable trays



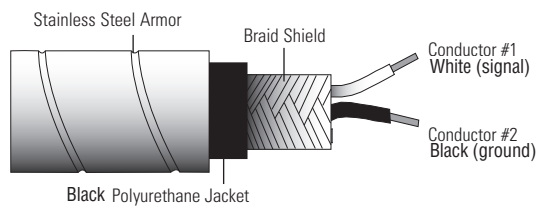
SPECIFICATIONS	
Performance	
Conductor Number	4
Cable Style	Straight
Cable Style	Multi-Conductor Twisted Shielded Bundle
Environmental	
Temperature Range	-58 to +250 °F -50 to +121 °C
Electrical	
Capacitance (Cond-to-Cond@70 °F)	36 pF/ft 118 pF/m
Physical	
Cable Diameter	0.25 in 6.35 mm
Jacket Material	Polyurethane
Jacket Color	Black
Conductor Style	Stranded 19 Strands 32 AWG
Conductor Material	Tin Plated Copper
Conductor Diameter	0.04 in 1.02 mm
Insulation Material	FEP
Shield Type	Braid 90% Minimum Coverage
Shield Material	Tin Plated Copper
Drain Wire Material	No drain wire
Bend Radius (Minimum)	2.50 in 63.50 mm
Weight	0.75 oz/ft 69.59 g/m



2 CONDUCTOR ARMORED CABLE WITH BLACK POLYURETHANE JACKET

MODEL 067

- Armored version of our smallest diameter 2 conductor cable
- Armor protects cable from being cut or crushed
- Used as integral cable on Model 607A61



SPECIFICATIONS	
Performance	
Conductor Number	2
Cable Style	Straight Armored
Cable Style	Multi-Conductor Twisted Shielded Pair
Environmental	
Temperature Range	-58 to +250 °F -50 to +121 °C
Electrical	
Capacitance (Cond-to-Cond@70 °F)	20 pF/ft 73 pF/m
Physical	
Armor Diameter	0.41 in 10.40 mm
Armor Material	Stainless Steel
Cable Diameter	0.16 in 4.06 mm
Jacket Material	Polyurethane
Jacket Color	Black
Conductor Style	Stranded 19 Strands 38 AWG
Conductor Material	Tin Plated Copper
Conductor Diameter	0.02 in 0.51 mm
Insulation Material	FEP
Shield Type	Braid 94% Minimum Coverage
Shield Material	Tin Plated Copper
Drain Wire Material	No drain wire
Bend Radius (Minimum)	3.00 in 76.00 mm
Weight	1.11 oz/ft 102.87 g/m

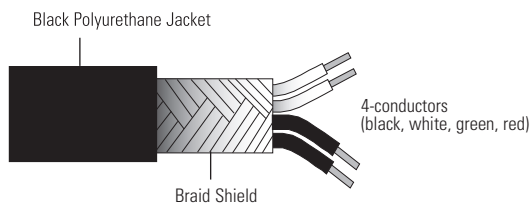
CABLES



4 CONDUCTOR SMALL DIAMETER CABLE WITH BLACK POLYURETHANE JACKET

MODEL 097

- Smallest diameter four-conductor cable available
- Ideal for use with triaxial ICP® accelerometers and TO vibration transmitters
- Smooth jacket for easy pulling through conduit and cable trays




SPECIFICATIONS	
Performance	
Conductor Number	4
Cable Style	Straight
Cable Style	Multi-Conductor Twisted Shielded Bundle
Environmental	
Temperature Range	-58 to +250 °F -50 to +121 °C
Electrical	
Capacitance (Cond-to-Cond@70 °F)	27 pF/ft 90 pF/m
Physical	
Cable Diameter	0.17 in 4.32 mm
Jacket Material	Polyurethane
Jacket Color	Black
Conductor Style	Stranded 19 Strands 38 AWG
Conductor Material	Tin Plated Copper
Conductor Diameter	0.04 in 1.02 mm
Insulation Material	FEP
Shield Type	Braid 94% Minimum Coverage
Shield Material	Tin Plated Copper
Drain Wire Material	No drain wire
Bend Radius (Minimum)	1.70 in 43.18 mm
Weight	0.34 oz/ft 31.62 g/m



4 CONDUCTOR COILED CABLE WITH BLACK POLYURETHANE JACKET


MODEL 501

- Ideal for use with biaxial or triaxial ICP® accelerometers in route-based measurements
- Stays coiled despite heavy usage
- Available in 6, 10, or 15 ft lengths



SPECIFICATIONS	
Performance	
Conductor Number	4
Cable Style	Coiled
Cable Style	Multi-Conductor Twisted Shielded Bundle
Environmental	
Temperature Range	-58 to +250 °F -50 to +121 °C
Electrical	
Capacitance (Cond-to-Cond@70 °F)	36 pF/ft 118 pF/m
Physical	
Cable Diameter	0.25 in 6.35 mm
Jacket Material	Polyurethane
Jacket Color	Black
Conductor Style	Stranded 19 Strands 32 AWG
Conductor Material	Tin Plated Copper
Conductor Diameter	0.04 in 1.02 mm
Insulation Material	FEP
Shield Type	Braid 97% Minimum Coverage
Shield Material	Tin Plated Copper
Drain Wire Material	No drain wire
Bend Radius (Minimum)	2.50 in 63.50 mm
Weight	0.75 oz/ft 69.74 g/m

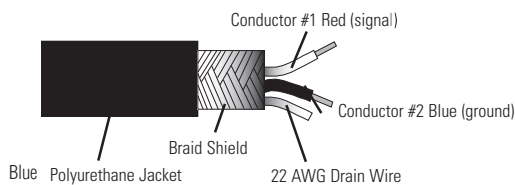
CABLES



2 CONDUCTOR CABLE WITH BLUE POLYURETHANE JACKET

MODEL 505

- Complies with IEC 60079-14 suggesting light blue cables for intrinsically safe circuits.
- Smooth jacket for easy pulling through conduit and cable trays
- Includes dedicated drain wire attached to shield



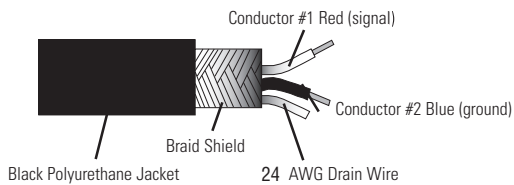
SPECIFICATIONS	
Performance	
Conductor Number	2, drain
Cable Style	Straight
Cable Style	Multi-Conductor Twisted Shielded Pair
Environmental	
Temperature Range	-58 to +250 °F -50 to +121 °C
Electrical	
Capacitance (Cond-to-Cond@70 °F)	36 pF/ft 118 pF/m
Physical	
Cable Diameter	0.25 in 6.35 mm
Jacket Material	Polyurethane
Jacket Color	Blue
Conductor Style	Stranded 19 Strands 32 AWG
Conductor Material	Tin Plated Copper
Conductor Diameter	0.04 in 1.02 mm
Insulation Material	FEP
Shield Type	Braid 90% Minimum Coverage
Shield Material	Tin Plated Copper
Drain Wire Material	Tin Plated Copper
Bend Radius (Minimum)	2.50 in 63.50 mm
Weight	0.67 oz/ft 61.85 g/m



2 CONDUCTOR CABLE WITH BLACK POLYURETHANE JACKET

MODEL 508

- Most economical two conductor cable
- Smooth jacket for easy pulling through conduit and cable trays
- Includes dedicated drain wire attached to shield



SPECIFICATIONS	
Performance	
Conductor Number	2, drain
Cable Style	Straight
Cable Style	Multi-Conductor Twisted Shielded Pair
Environmental	
Temperature Range	-58 to +250 °F -50 to +121 °C
Electrical	
Capacitance (Cond-to-Cond@70 °F)	19 pF/ft 64 pF/m
Physical	
Cable Diameter	0.19 in 4.83 mm
Jacket Material	Polyurethane
Jacket Color	Black
Conductor Style	Stranded 19 Strands 32 AWG
Conductor Material	Tin Plated Copper
Conductor Diameter	0.05 in 1.27 mm
Insulation Material	FEP
Shield Type	Braid 90% Minimum Coverage
Shield Material	Tin Plated Copper
Drain Wire Material	Tin Plated Copper
Bend Radius (Minimum)	1.90 in 48.30 mm
Weight	0.41 oz/ft 38.12 g/m

CONNECTORS



BNC JACK
MODEL AB

SPECIFICATIONS	
Performance	
Connector Style	BNC
Connector Style	Coaxial
Connection Type	1 socket
Coupling Method	Bayonet
Strain Relief	Molded Boot
Environmental	
Temperature Range	-85 to +329 °F -65 to +165 °C
Physical	
Material	Nickel-Coated Brass
Weight	0.51 oz 14.00 g



BNC PLUG
MODEL AC

SPECIFICATIONS	
Performance	
Connector Style	BNC
Connector Style	Coaxial
Connection Type	1 pin
Coupling Method	Bayonet
Strain Relief	Molded Boot
Environmental	
Temperature Range	-85 to +329 °F -65 to +165 °C
Physical	
Material	Nickel-Coated Brass
Weight	0.51 oz 14.00 g

SPECIFICATIONS	
N/A	



PIGTAIL LEADS (STRIPPED AND TINNED)
MODEL AD



2 SOCKET COMPOSITE ENVIRONMENTAL BOOT
Use with Single Axis Accelerometers & Transmitters
 MODEL AE

SPECIFICATIONS	
Performance	
Connector Style	MIL-C-5015
Connector Style	Multi-conductor
Connection Type	2 socket
Coupling Method	Push On
Strain Relief	Molded Boot
Environmental	
Temperature Range	-67 to +325 °F -55 to +163 °C
Physical	
Material	Silicone
Weight	0.88 oz 25.00 g



RIGHT ANGLE 5-44 PLUG
Use with Accelerometer Model (EX)621C40
 MODEL AF

SPECIFICATIONS	
Performance	
Connector Style	5-44
Connector Style	Coaxial
Connection Type	1 pin
Coupling Method	Threaded
Strain Relief	Heat Shrink
Environmental	
Temperature Range	-85 to +392 °F -65 to +200 °C
Physical	
Material	Brass
Weight	0.04 oz 1.00 g



STRAIGHT 5-44 PLUG
Use with Accelerometer Model (EX)621C40
 MODEL AG

SPECIFICATIONS	
Performance	
Connector Style	5-44
Connector Style	Coaxial
Connection Type	1 pin
Coupling Method	Threaded
Strain Relief	Molded Boot
Environmental	
Temperature Range	-320 to +500 °F -196 to +260 °C
Physical	
Material	Brass
Weight	0.02 oz 0.72 g

CONNECTORS



2 SOCKET ALUMINUM CONNECTOR

Use with Single Axis Accelerometers & Transmitters
MODEL AM

SPECIFICATIONS

Performance

Connector Style	MS3106A MIL-C-5015
Connector Style	Multi-conductor
Connection Type	2 socket
Coupling Method	Threaded
Strain Relief	Potted

Environmental

Temperature Range	-67 to +257 °F -55 to +125 °C
-------------------	----------------------------------

Physical

Material	Zinc-Coated Aluminum
Weight	0.49 oz 14.00 g



4 SOCKET ALUMINUM CONNECTOR

Use with Triaxial Accelerometers
MODEL AN

SPECIFICATIONS

Performance

Connector Style	MS3116 MIL-C-26482
Connector Style	Multi-conductor
Connection Type	4 socket
Coupling Method	Bayonet
Strain Relief	Clamp

Environmental

Temperature Range	-67 to +257 °F -55 to +125 °C
-------------------	----------------------------------

Physical

Material	Zinc-Coated Aluminum
Weight	0.79 oz 22.34 g



2 SOCKET ALUMINUM CONNECTOR

Use with Single Axis Accelerometers & Transmitters
MODEL AP

SPECIFICATIONS

Performance

Connector Style	MS3106 MIL-C-5015
Connector Style	Multi-conductor
Connection Type	2 socket
Coupling Method	Threaded
Strain Relief	Clamp

Environmental

Temperature Range	-320 to +257 °F -196 to +125 °C
-------------------	------------------------------------

Physical

Material	Zinc-Coated Aluminum
Weight	1.19 oz 33.87 g



2 SOCKET HIGH TEMPERATURE ALUMINUM CONNECTOR

Use with Single Axis Accelerometers & Transmitters

MODEL BP

SPECIFICATIONS

Performance

Connector Style	MS3106 MIL-C-5015
Connector Style	Multi-conductor
Connection Type	2 socket
Coupling Method	Threaded
Strain Relief	Clamp

Environmental

Temperature Range	-320 to +325 °F -196 to +163 °C
-------------------	------------------------------------

Physical

Material	Zinc-Coated Aluminum
Weight	1.20 oz 33.90 g



2 SOCKET RIGHT ANGLE COMPOSITE CONNECTOR

Use with Single Axis Accelerometers & Transmitters

MODEL BQ

SPECIFICATIONS

Performance

Connector Style	MIL-C-5015
Connector Style	Multi-conductor
Connection Type	2 socket
Coupling Method	Threaded
Strain Relief	Molded Boot

Environmental

Temperature Range	-320 to +250 °F -196 to +121 °C
-------------------	------------------------------------

Physical

Material	Nylon
Weight	0.39 oz 11.00 g



2 SOCKET COMPOSITE CONNECTOR

Use with Single Axis Accelerometers & Transmitters

MODEL BR

SPECIFICATIONS

Performance

Connector Style	MIL-C-5015
Connector Style	Multi-conductor
Connection Type	2 socket
Coupling Method	Threaded
Strain Relief	Molded Boot

Environmental

Temperature Range	-320 to +250 °F -196 to +121 °C
-------------------	------------------------------------

Physical

Material	Nylon
Weight	0.39 oz 11.00 g

CONNECTORS



2 SOCKET ALUMINUM CONNECTOR
Use with Single Axis Accelerometers & Transmitters
 MODEL BS

SPECIFICATIONS	
Performance	
Connector Style	MS3106 MIL-C-5015
Connector Style	Multi-conductor
Connection Type	2 socket
Coupling Method	Threaded
Strain Relief	Molded Boot
Environmental	
Temperature Range	-67 to +257 °F -55 to +125 °C
Physical	
Material	Zinc-Coated Aluminum
Weight	0.49 oz 14.00 g



3 SOCKET COMPOSITE CONNECTOR
Use with Single Axis Accelerometers & Transmitters
 MODEL BV

SPECIFICATIONS	
Performance	
Connector Style	MIL-C-5015
Connector Style	Multi-conductor
Connection Type	3 socket
Coupling Method	Threaded
Strain Relief	Clamp
Environmental	
Temperature Range	-67 to +250 °F -55 to +121 °C
Physical	
Material	Nylon
Weight	0.45 oz 12.80 g



28 PIN COMPOSITE BAYONET CONNECTOR WITH COLLAR RING
Use with Multi-Output Cable Reduction Box
 MODEL BY

SPECIFICATIONS	
Performance	
Connector Style	Circular
Connector Style	Multi-conductor
Connection Type	28 pin
Coupling Method	Bayonet
Strain Relief	Clamp
Environmental	
Temperature Range	-40 to +221 °F -40 to +105 °C
Physical	
Material	Polyester (Connector) Nickel-Plated CuZn (Collar Ring)
Weight	3.02 oz 85.5 g



BLUNT CUT TERMINATION
MODEL BZ

SPECIFICATIONS

N/A



2 PIN ALUMINUM CONNECTOR
MODEL CE

SPECIFICATIONS

Performance

Connector Style	MS3101A MIL-C-5015
Connector Style	Multi-conductor
Connection Type	2 pin
Coupling Method	Threaded
Strain Relief	Clamp

Environmental

Temperature Range	-67 to +257 °F -55 to +125 °C
-------------------	----------------------------------

Physical

Material	Zinc-Coated Aluminum
Weight	1.21 oz 34.20 g



2 SOCKET COMPOSITE CONNECTOR
Use with Single Axis Accelerometers & Transmitters
MODEL CF

SPECIFICATIONS

Performance

Connector Style	MIL-C-5015
Connector Style	Multi-conductor
Connection Type	2 socket
Coupling Method	Threaded
Strain Relief	Clamp

Environmental

Temperature Range	-67 to +250 °F -55 to +121 °C
-------------------	----------------------------------

Physical

Material	Nylon
Weight	0.44 oz 12.40 g

CONNECTORS



3 SOCKET ALUMINUM CONNECTOR
Use with TO Accelerometers & RV Transmitters
 MODEL CS

SPECIFICATIONS	
Performance	
Connector Style	MS3116 MIL-C-5015
Connector Style	Multi-conductor
Connection Type	3 socket
Coupling Method	Bayonet
Strain Relief	Clamp
Environmental	
Temperature Range	-67 to +257 °F -55 to +125 °C
Physical	
Material	Cadmium-Coated Aluminum
Weight	0.80 oz 22.68 g



25 PIN D-STYLE CONNECTOR
Use with Emerson 2100 through 2130 Data Collectors
 MODEL CV

SPECIFICATIONS	
Performance	
Connector Style	D-Sub
Connector Style	Multi-conductor
Connection Type	25 pin
Coupling Method	Lever Lock
Strain Relief	Molded Boot
Environmental	
Temperature Range	-67 to +221 °F -55 to +105 °C
Physical	
Material	Plastic
Weight	1.12 oz 31.60 g



25 PIN D-STYLE CONNECTOR
Use with SKF Microlog CMVA Data Collectors
 MODEL CW

SPECIFICATIONS	
Performance	
Connector Style	D-Sub
Connector Style	Multi-conductor
Connection Type	25 pin
Coupling Method	Lever Lock
Strain Relief	Molded Boot
Environmental	
Temperature Range	-67 to +221 °F -55 to +105 °C
Physical	
Material	Plastic
Weight	1.12 oz 31.60 g



2 SOCKET COMPOSITE CONNECTOR WITH COLLAR RING

Use with Single Axis Accelerometers & Transmitters

MODEL DN

SPECIFICATIONS	
Performance	
Connector Style	MS3106 MIL-C-5015
Connector Style	Multi-conductor
Connection Type	2 socket
Coupling Method	Threaded
Strain Relief	Molded Boot
Environmental	
Temperature Range	-67 to +250 °F -55 to +121 °C
Physical	
Material	Nylon (Connector) Stainless Steel (Collar Ring)
Weight	0.39 oz 11.04 g



7 PIN LEMO CONNECTOR

Use with Rockwell/Entek Data Collectors

MODEL DP

SPECIFICATIONS	
Performance	
Connector Style	LEMO
Connector Style	Multi-conductor
Connection Type	7 pin
Coupling Method	Push Pull
Strain Relief	Molded Boot
Environmental	
Temperature Range	-58 to +392 °F -50 to +200 °C
Physical	
Material	Chrome-Plated Brass
Weight	0.82 oz 23.16 g



4 SOCKET ALUMINUM CONNECTOR

Use with Triaxial Accelerometers

MODEL DR

SPECIFICATIONS	
Performance	
Connector Style	MS3116 MIL-C-26482
Connector Style	Multi-conductor
Connection Type	4 socket
Coupling Method	Bayonet
Strain Relief	Clamp Nut
Environmental	
Temperature Range	-67 to +257 °F -55 to +125 °C
Physical	
Material	Cadmium-Coated Aluminum
Weight	0.60 oz 17.01 g

CONNECTORS



3 SOCKET COMPOSITE ENVIRONMENTAL BOOT
Use with TO Accelerometers & RV Transmitters
 MODEL DS

SPECIFICATIONS	
Performance	
Connector Style	MIL-C-5015
Connector Style	Multi-conductor
Connection Type	3 socket
Coupling Method	Push On
Strain Relief	Molded Boot
Environmental	
Temperature Range	-67 to +250 °F -55 to +121 °C
Physical	
Material	Silicone
Weight	0.88 oz 25.00 g



STRAIGHT 10-32 PLUG
Use with Softline Cable for High Temperature Sensors
 MODEL EB

SPECIFICATIONS	
Performance	
Connector Style	10-32
Connector Style	Coaxial
Connection Type	1 pin
Coupling Method	Threaded
Strain Relief	Molded Boot
Environmental	
Temperature Range	-320 to +500 °F -196 to +260 °C
Physical	
Material	Aluminum
Weight	0.10 oz 2.00 g



2 SOCKET ALUMINUM CONNECTOR
Use with Single Axis Accelerometers & Transmitters
 MODEL EC

SPECIFICATIONS	
Performance	
Connector Style	MIL-C-5015
Connector Style	Multi-conductor
Connection Type	2 socket
Coupling Method	Threaded
Strain Relief	Molded Boot
Environmental	
Temperature Range	-67 to +325 °F -55 to +163 °C
Physical	
Material	Silicone (Connector) Stainless Steel (Collar Ring)
Weight	1.75 oz 49.70 g



2 SOCKET COMPOSITE CONNECTOR

Use with TO Accelerometers & RV Transmitters

MODEL EF

SPECIFICATIONS

Performance

Connector Style	MIL-C-5015
Connector Style	Multi-conductor
Connection Type	3 socket
Coupling Method	Threaded
Strain Relief	Clamp

Environmental

Temperature Range	-67 to +250 °F -55 to +121 °C
-------------------	----------------------------------

Physical

Material	Nylon
Weight	0.44 oz 12.40 g



2 SOCKET HIGH TEMPERATURE STAINLESS STEEL CONNECTOR

Use with Accelerometer Model 612A01

MODEL ER

SPECIFICATIONS

Performance

Connector Style	MIL-C-5015
Connector Style	Multi-conductor
Connection Type	2 socket
Coupling Method	Threaded
Strain Relief	None

Environmental

Temperature Range	-65 to +500 °F -55 to +260 °C
-------------------	----------------------------------

Physical

Material	Stainless Steel
Weight	1.24 oz 35.30 g



2 SOCKET ALUMINUM CONNECTOR WITH COMPOSITE BOOT

Use with Single Axis Accelerometers & Transmitters

MODEL FV

SPECIFICATIONS

Performance

Connector Style	MS3106 MIL-C-5015
Connector Style	Multi-conductor
Connection Type	2 socket
Coupling Method	Threaded
Strain Relief	Molded Boot

Environmental

Temperature Range	-65 to +325 °F -55 to +163 °C
-------------------	----------------------------------

Physical

Material	Zinc-Coated Brass (Connector) Nylon (Boot)
Weight	1.05 oz 29.70 g

CONNECTORS



3 SOCKET ENVIRONMENTAL BOOT WITH COLLAR RING

Use with TO Accelerometers & RV Transmitters

MODEL FY

SPECIFICATIONS

Performance	
Connector Style	MS3106 MIL-C-5015
Connector Style	Multi-conductor
Connection Type	3 socket
Coupling Method	Threaded
Strain Relief	Molded Boot
Environmental	
Temperature Range	-67 to +325 °F -55 to +163 °C
Physical	
Material	Silicone (Connector) Stainless Steel (Collar Ring)
Weight	1.75 oz 49.70 g



HIGH TEMPERATURE 10-32 JACK

Use with Hardline Cable for High Temperature Sensors

MODEL GA

SPECIFICATIONS

Performance	
Connector Style	10-32
Connector Style	Coaxial
Connection Type	1 socket
Coupling Method	Threaded
Strain Relief	None
Environmental	
Temperature Range	-65 to +550 °F -54 to +288 °C
Physical	
Material	Stainless Steel
Weight	0.63 oz 1.80 g



2 SOCKET HIGH TEMPERATURE 7/16-27 JACK

Use with Hardline Cable for High Temperature Sensors

MODEL GN

SPECIFICATIONS

Performance	
Connector Style	7/16-27
Connector Style	Multi-conductor
Connection Type	2 socket
Coupling Method	Threaded
Strain Relief	None
Environmental	
Temperature Range	-65 to +900 °F -54 to +482 °C
Physical	
Material	Nickel Alloy
Weight	0.43 oz 12 g



2 PIN HIGH TEMPERATURE 7/16-27 PLUG
Use with Hardline Cable for High Temperature Sensors
 MODEL GP

SPECIFICATIONS	
Performance	
Connector Style	7/16-27
Connector Style	Multi-conductor
Connection Type	2 pin
Coupling Method	Threaded
Strain Relief	None
Environmental	
Temperature Range	-65 to +900 °F -54 to +482 °C
Physical	
Material	Nickel Alloy
Weight	0.42 oz 12.00 g



3 SOCKET ALUMINUM CONNECTOR
Use with TO Accelerometers & RV Transmitters
 MODEL GT

SPECIFICATIONS	
Performance	
Connector Style	MS3106 MIL-C-5015
Connector Style	Multi-conductor
Connection Type	3 socket
Coupling Method	Threaded
Strain Relief	Clamp
Environmental	
Temperature Range	-67 to +257 °F -55 to +125 °C
Physical	
Material	Zinc-Coated Aluminum
Weight	1.24 oz 35.12 g



11 PIN FISCHER CONNECTOR
Use with Azima DCA50/DCX Data Collectors
 MODEL GV

SPECIFICATIONS	
Performance	
Connector Style	Fischer
Connector Style	Multi-conductor
Connection Type	11 pin
Coupling Method	Push Pull
Strain Relief	Boot
Environmental	
Temperature Range	-85 to +266 °F -65 to +130 °C
Physical	
Material	Nickel-Plated Brass
Weight	1.30 oz 36.85 g

CONNECTORS



4 SOCKET ALUMINUM CONNECTOR

Use with TO Accelerometers

MODEL HC

SPECIFICATIONS	
Performance	
Connector Style	MS3116 MIL-C-26482
Connector Style	Multi-conductor
Connection Type	4 socket
Coupling Method	Bayonet
Strain Relief	Clamp
Environmental	
Temperature Range	-67 to +257 °F -55 to +125 °C
Physical	
Material	Zinc-Coated Aluminum
Weight	0.79 oz 22.30 g



6 PIN FISCHER CONNECTOR

Use with SKF Microlog AX/GX/CMXA Data Collectors

MODEL HM

SPECIFICATIONS	
Performance	
Connector Style	Fischer
Connector Style	Multi-conductor
Connection Type	6 pin
Coupling Method	Push Pull
Strain Relief	Clamp
Environmental	
Temperature Range	-85 to +266 °F -65 to +130 °C
Physical	
Material	Nickel-Plated Brass
Weight	0.87 oz 24.66 g



5 PIN M12 CONNECTOR WITH COLLAR RING

Use with Emerson 2120, 2130 & 2140 Data Collectors

MODEL HX

SPECIFICATIONS	
Performance	
Connector Style	M12
Connector Style	Multi-conductor
Connection Type	5 pin
Coupling Method	Threaded
Strain Relief	Clamp Nut
Environmental	
Temperature Range	-40 to +185 °F -40 to +85 °C
Physical	
Material	Polyester (Connector) Nickel-Plated Brass (Collar Ring)
Weight	0.83 oz 23.50 g



BNC DOUBLE SPLICE

Use with Biaxial Accelerometers

MODEL LG

SPECIFICATIONS	
Performance	
Connector Style	BNC Double Splice
Connector Style	Multi-conductor
Connection Type	1 pin (2)
Coupling Method	Bayonet
Strain Relief	Molded Boot
Environmental	
Temperature Range	-40 to +176 °F -40 to +80 °C
Physical	
Material	Nickel-Coated Brass
Weight	2.82 oz 80 g



2 SOCKET ALUMINUM CONNECTOR WITH ENVIRONMENTAL BOOT

Use with Single Axis Accelerometers & Transmitters

MODEL LQ

SPECIFICATIONS	
Performance	
Connector Style	MIL-C-5015
Connector Style	Multi-conductor
Connection Type	2 socket
Coupling Method	Threaded
Strain Relief	Molded Boot
Environmental	
Temperature Range	-67 to +250 °F -55 to +121 °C
Physical	
Material	Aluminum (Connector) Silicone (Boot)
Weight	1.40 oz 40.70 g



3 PIN BREAKAWAY CONNECTOR

Use with 3 Socket Breakaway Connector (LV)

MODEL LU

SPECIFICATIONS	
Performance	
Connector Style	Breakaway
Connector Style	Multi-conductor
Connection Type	3 pin
Coupling Method	Snap On
Strain Relief	Potted
Environmental	
Temperature Range	-40 to +176 °F -40 to +80 °C
Physical	
Material	Plastic
Weight	0.36 oz 10.10 g

CONNECTORS



3 SOCKET BREAKAWAY CONNECTOR
 Use with 3 Pin Breakaway Connector (LU)
 MODEL LV

SPECIFICATIONS	
Performance	
Connector Style	Breakaway
Connector Style	Multi-conductor
Connection Type	3 socket
Coupling Method	Snap On
Strain Relief	Potted
Environmental	
Temperature Range	-40 to +176 °F -40 to +80 °C
Physical	
Material	Plastic
Weight	0.39 oz 11.00 g



5 PIN BREAKAWAY CONNECTOR
 Use with 5 Socket Breakaway Connector (LX)
 MODEL LW

SPECIFICATIONS	
Performance	
Connector Style	Breakaway
Connector Style	Multi-conductor
Connection Type	5 pin
Coupling Method	Snap On
Strain Relief	Potted
Environmental	
Temperature Range	-13 to +176 °F -25 to +80 °C
Physical	
Material	Plastic
Weight	0.36 oz 10.10 g



5 SOCKET BREAKAWAY CONNECTOR
 Use with 5 Pin Breakaway Connector (LW)
 MODEL LX

SPECIFICATIONS	
Performance	
Connector Style	Breakaway
Connector Style	Multi-conductor
Connection Type	5 socket
Coupling Method	Snap On
Strain Relief	Potted
Environmental	
Temperature Range	-13 to +176 °F -25 to +80 °C
Physical	
Material	Plastic
Weight	0.39 oz 11.00 g



BNC TRIPLE SPLICE

Use with Triaxial Accelerometers

MODEL NF

SPECIFICATIONS

Performance

Connector Style	BNC Triple Splice
Connector Style	Multi-conductor
Connection Type	1 pin (3)
Coupling Method	Bayonet
Strain Relief	Molded Boot

Environmental

Temperature Range	-40 to +176 °F -40 to +80 °C
-------------------	---------------------------------

Physical

Material	Nickel-Coated Brass
Weight	?



2 SOCKET COMPOSITE CONNECTOR WITH COLLAR RING

Use with Single Axis Accelerometers & Transmitters

MODEL PA

SPECIFICATIONS

Performance

Connector Style	MIL-C-5015
Connector Style	Multi-conductor
Connection Type	2 socket
Coupling Method	Threaded
Strain Relief	Molded Boot

Environmental

Temperature Range	-67 to +356 °F -55 to +180 °C
-------------------	----------------------------------

Physical

Material	Ryton® (Connector) Stainless Steel (Collar Ring)
Weight	0.65 oz 18.40 g



2 SOCKET RIGHT ANGLE COMPOSITE CONNECTOR WITH COLLAR RING

Use with Single Axis Accelerometers & Transmitters

MODEL PB

SPECIFICATIONS

Performance

Connector Style	MIL-C-5015
Connector Style	Multi-conductor
Connection Type	2 socket
Coupling Method	Threaded
Strain Relief	Molded Boot

Environmental

Temperature Range	-67 to +356 °F -55 to +180 °C
-------------------	----------------------------------

Physical

Material	Ryton® (Connector) Stainless Steel (Collar Ring)
Weight	0.65 oz 18.40 g

CONNECTORS



4 SOCKET M12 CONNECTOR WITH COLLAR RING

Use with Single Axis Accelerometers & Transmitters
MODEL PZ

SPECIFICATIONS	
Performance	
Connector Style	M12
Connector Style	Multi-conductor
Connection Type	4 socket
Coupling Method	Threaded
Strain Relief	Molded Boot
Environmental	
Temperature Range	-40 to +221 °F -40 to +105 °C
Physical	
Material	Polyester (Connector) Stainless Steel (Collar Ring)
Weight	0.31 oz 8.80 g



3 SOCKET COMPOSITE CONNECTOR

Use with TO Accelerometers & RV Transmitters
MODEL QF

SPECIFICATIONS	
Performance	
Connector Style	MIL-C-5015
Connector Style	Multi-conductor
Connection Type	3 socket
Coupling Method	Threaded
Strain Relief	Molded Boot
Environmental	
Temperature Range	-67 to +250 °F -55 to +121 °C
Physical	
Material	Nylon
Weight	0.39 oz 11.00 g



5 SOCKET M12 CONNECTOR WITH COLLAR RING

Use with Triaxial Accelerometers
MODEL QH

SPECIFICATIONS	
Performance	
Connector Style	M12
Connector Style	Multi-conductor
Connection Type	5 socket
Coupling Method	Threaded
Strain Relief	Molded Boot
Environmental	
Temperature Range	-40 to +221 °F -40 to +105 °C
Physical	
Material	Polyester (Connector) Stainless Steel (Collar Ring)
Weight	0.31 oz 8.80 g



3 SOCKET HIGH TEMPERATURE COMPOSITE CONNECTOR

Use with TO Accelerometers & RV Transmitters

MODEL QK

SPECIFICATIONS

Performance

Connector Style	MIL-C-5015
Connector Style	Multi-conductor
Connection Type	3 socket
Coupling Method	Threaded
Strain Relief	Molded Boot

Environmental

Temperature Range	-67 to +356 °F -55 to +180 °C
-------------------	----------------------------------

Physical

Material	Ryton®
Weight	0.65 oz 18.40 g



2 SOCKET HIGH TEMPERATURE 7/16-27 CONNECTOR

Use with Softline Cable for High Temperature Sensors

MODEL QY

SPECIFICATIONS

Performance

Connector Style	7/16-27
Connector Style	Multi-conductor
Connection Type	2 socket
Coupling Method	Threaded
Strain Relief	None

Environmental

Temperature Range	-320 to +500 °F -196 to +260 °C
-------------------	------------------------------------

Physical

Material	Stainless Steel
Weight	0.60 oz 17.00 g



3425 Walden Avenue, Depew, NY 14043 USA

pcb.com/imi-sensors | imi@pcb.com | 800 959 4464 | +1 716 684 0003

© 2022 PCB Piezotronics - all rights reserved. PCB Piezotronics is a wholly-owned subsidiary of Amphenol Corporation. Endevco is an assumed name of PCB Piezotronics of North Carolina, Inc., which is a wholly-owned subsidiary of PCB Piezotronics, Inc. Accumetrics, Inc. and The Modal Shop, Inc. are wholly-owned subsidiaries of PCB Piezotronics, Inc. IMI Sensors and Larson Davis are Divisions of PCB Piezotronics, Inc. Except for any third party marks for which attribution is provided herein, the company names and product names used in this document may be the registered trademarks or unregistered trademarks of PCB Piezotronics, Inc., PCB Piezotronics of North Carolina, Inc. (d/b/a Endevco), The Modal Shop, Inc. or Accumetrics, Inc. Detailed trademark ownership information is available at www.pcb.com/trademarkownership.

IMI-CBL-CABLESCONNECTORS-0622