





GENERATOR GENERAL INFORMATION

| GENERATOR | FREQUENCY | VOLTAGE | POWER FACTOR | SPEED | DIESEL ENGINE | | ALTERNATOR | | TYPE OF | GENERATOR OUTPUT | | | | |
|-----------|-----------|---------|--------------|-------|---------------|---------|------------|------------|---------|------------------|------------|-------|-------|-------|
| Model | Hz | V | Cos Q | Rpm | Brand | Model | Series | Brand | Model | Series | Operation | kVA | kW | A |
| JCN 450 | 50 | 231/400 | 0.8 | 1500 | JCN | C556JCI | CII | JCB ENERGY | JCB | 315M | Standby | 450,0 | 360,0 | 650,3 |
| | | | | | | | | | | | Prime | 409,1 | 327,3 | 591,2 |
| | | | | | | | | | | | Continuous | 286,4 | 229,1 | 413,8 |
| JCN 450 | 60 | 277/480 | 0.8 | 1800 | JCN | C556JCI | CII | JCB ENERGY | JCB | 315S | Standby | 450,0 | 360,0 | 650,3 |
| | | | | | | | | | | | Prime | 409,1 | 327,3 | 591,2 |
| | | | | | | | | | | | Continuous | 286,4 | 229,1 | 413,8 |

- Diesel Engines with Advanced Technology and Quality
- Alternators with Advanced Technology and Quality
- Low Exhaust Emission
- Control Panel Suitable for Flexible Application
- Patented Compact Designed and Sound proof Canopy
- Low Operating Cost, Suitable for Heavy-Duty
- Durability, Low Noise Level

- Tropical 50 °C Radiator, First Class Product Support
- Fuel Filter with Water and Particle Separator
- Low Fuel Consumption, Low Oil Consumption
- Global Technical Service and Maintenance Support
- Wide Range of Affordable Spare Parts
- High Quality and Reliable Technology
- Half Century Experience in Generator Manufacturing

STAND BY POWER RATING – (ESP):

ESP is applicable for supplying emergency power for the duration of the utility power outage. No overload capability is available for this rating. Under no condition is an engine allowed to operate in parallel with the public utility at the Stand by Power rating. This rating should be applied where reliable utility power is available. A Stand By rated engine should be sized for a maximum of an 70% average load factor and 200 hours of operation per year. This includes less than 25 hours per year at the Stand by Power rating. Stand By ratings should never be applied except in true emergency power outages. Negotiated power outages contracted with a utility company are not considered an emergency.

PRIME POWER RATING – (PRP):

Applicable for supplying electric power in lieu of commercially purchased power. Prime Power applications must be in the form of one of the following two categories:

UNLIMITED TIME RUNNING PRIME POWER (ULTP):

PRP (Prime Power) is available for an unlimited number of hours per year in a variable load application. Variable load should not exceed a 70% average of the Prime Power rating during any operating period of 250 hours. The total operating time at 100% Prime Power shall not exceed 500 hours per year. A 10% overload capability is available for a period of 1 hour within a 12-hour period of operation. Total operating time at the 10% overload power shall not exceed 25 hours per year.

LIMITED TIME RUNNING PRIME POWER (LTP):

LTP (Limited Time Prime Power) is available for a limited number of hours in a no variable load application. It is intended for use in situations where power outages are contracted, such as in utility power curtailment. Engines may be operated in parallel to the public utility up to 750 hours per year at power levels never to exceed the Prime Power rating. The customer should be aware, however, that the life of any engine will be reduced by this constant high load operation. Any operation

CONTINUOUS POWER RATING (COP):

COP is the power that the engine can continue to use under the prescribed speed and the specified environment condition in the normal maintenance period stipulated in the manufacturing plant. And Continuous Power is applicable for supplying utility power at a constant 100% load for an unlimited number of hours per year. No overload capability is available for this rating.

PAY ATTENTION TO THE POINTS BELOW IN PICKING AND USING THE GENERATOR

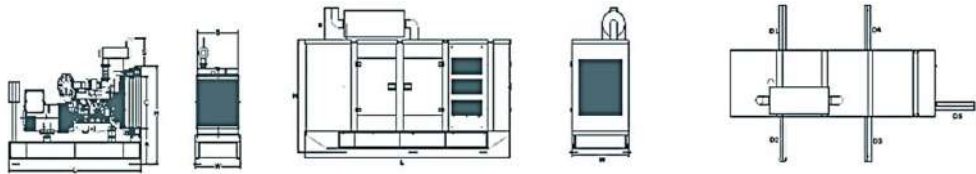
- * Generators can work on Continuous Power at 70% of Prime power value if only all maintenances are done on time with original spare parts and high-quality oils that manufacturer advice.
- * Generators should not operate below 50% of Prime Power value. In such a case, the engine will burn excessive oil and eventually have irreparable damage.
- * If your need is 1000 kVA or above, you should prefer Synchronic Systems with 2-3 generators with failure back up and simultaneous aging.
- * These points will provide advantage for you with purchasing and operating the generator.

GENERATOR DIMENSIONS AND TECHNICAL DRAWINGS



| VALUES | | OPEN TYPE GENERATOR | CANOPY TYPE GENERATOR |
|--------------------|----|---------------------|-----------------------|
| WIDTH | mm | 1100 | 1140 |
| LENGTH | mm | 3254 | 4100 |
| HEIGHT | mm | 1782 | 1900 |
| WEIGHT (NET) | Kg | 2379 | 2970 |
| FUEL TANK CAPACITY | L | 475 | 678 |

| SYMBOL | OPEN | CANOPY |
|--------|------|--------|
| L | 3254 | 4100 |
| W | 1100 | 1140 |
| H | 1598 | 2000 |
| S | 184 | 600 |
| A | 766 | |
| B | 810 | |
| C | 860 | |
| D1 | | 860 |
| D2 | | 860 |
| D3 | | 860 |
| D4 | | 860 |
| D5 | | 860 |



FUEL CONSUMPTION

| PERCENT OF PRIME POWER | 1500 rpm | | 1800 rpm | |
|------------------------|----------|--|----------|--|
| | l/hr | | l/hr | |
| 110 % | 88,84 | | 88,84 | |
| 100 % | 80,84 | | 80,84 | |
| 75 % | 60,95 | | 60,95 | |
| 50 % | 42,11 | | 42,11 | |

DIESEL ENGINE MAIN TECHNICAL PARAMETERS

| GENERAL | | |
|---|---------------------|--------------------------------|
| Number of Cylinders | | 6 |
| Configuration | | Vertical, In Line |
| Aspiration | | Turbocharged & Intercooled |
| Combustion System | | Direct Injection |
| Compression Ratio | | 17:1 |
| Bore | mm | 126 |
| Stroke | mm | 130 |
| Displacement | L | 9,726 |
| Governing Type | | Electronic |
| Governing Class | | G3 |
| Rotation | | Counterclockwise |
| Firing Order | | 1-5-3-6-2-4 |
| Emission | | Tier II |
| Moments of Rotation Inertia | | |
| Engine | Kg - m ² | 3,02 |
| Flywheel | Kg - m ² | 2,35 |
| Performance Rating | | |
| Speed Droop | % | ≤0,5 |
| Steady State Speed Band | % | ≤0,5 |
| FILTERS | | |
| Air Filter | | Dry Type, Replaceable |
| Fuel Filter | | With Water Separator |
| Oil Filter | | Element Type, Particulate Trap |
| FLYWHEEL HOUSING AND FLEX COUPLING | | |
| Flywheel Housing | SAE (J620) | 1 |
| Flex Coupling Disc | Inch (") | 14 |
| TEST CONDITIONS | | |
| Ambient Temperature | % | 25 |
| Atmospheric Pressure | KPa | 100 |
| Relative Humidity | Rh (%) | 30 |
| Max. Operating Intake Resistance | KPa | 5 |
| Exhaust Backpressure Limit | KPa | 10 |
| Fuel Temperature (Fuel Inlet Pump) | °C | 38±2 |
| OVERALL DIMENSIONS | | |
| Length* | mm | 1854 |
| Width | mm | 887 |
| Height | mm | 1209 |
| Dry Weight | kg | 980 |
| *From front end of radiator to near end of air filter | | |
| FAN | | |
| Diameter | mm | 760 |
| Drive Ratio | | 1,04:1 |
| Number of Blades | | 10 |
| Material | | Plastic |
| Type | | Blowing |



JCN 450 & 450

231 / 400 V – 50 Hz & 277 / 480 V – 60 Hz



DIESEL ENGINE MAIN TECHNICAL PARAMETERS

COOLING SYSTEM

| | | |
|---|--------------------|----------|
| Radiator Type | 50°C | Tropical |
| Total Coolant Capacity | L | 46 |
| Max. Perm. Coolant Outlet Temperature | °C | 103 |
| Max. Perm. Flow Resist. (Cool. System And Piping) | bar | 0,5 |
| Max. Temperature of Coolant Warning | °C | 95 |
| Max. Temperature of Coolant Shutdown | °C | 98 |
| Thermostat Operation Temperature - Initial Open | °C | 68 |
| Thermostat Operation Temperature - Full Open | °C | 71 |
| Delivery of Coolant Pump | m ³ / h | 5,60 |
| Min. Pressure Before Coolant Pump | bar | 0,5 |
| Radiator Face Area | m ² | 0,72 |
| Rows | Row | 5 |
| Matrix Density | Per / Inch | 15,5 |
| Material | | Aluminum |
| Width of Matrix | mm | 830 |
| Height of Matrix | mm | 870 |
| Pressure Cap Setting | kPa | 90 |
| Estimated Cooling Air Flow Reserve | kPa | 0,125 |
| Engine Pre Heater-Tube (with Circulation Pump) | W | 3000 |

LUBRICATION SYSTEM

| | | |
|--|-----|---------|
| Total System | L | 26 |
| Minimum Oil Level | L | 24 |
| Nominal Motor Operating Temperature | °C | 40 |
| Lubricating Oil Pressure (Rated Speed) | bar | 5 |
| Relief Valve Opens | kPa | 300-400 |
| Oil / Fuel Consumption Ratio | % | ≤0,36 |
| Normal Oil Temperature | °C | 105 |

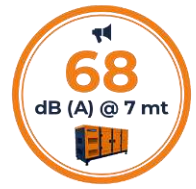
ELECTRICAL SYSTEM

| | | |
|---------------------------|----|-------|
| Voltage | V | 24 |
| Starter | kW | 8,5 |
| Alternator Output Ampers | A | 55 |
| Alternator Output Voltage | V | 28 |
| Batteries Capacity | Ah | 2X135 |



JCN 450 & 450

231 / 400 V – 50 Hz & 277 / 480 V – 60 Hz



JCB ENERGY DIESEL ENGINE POWER RATINGS

| ENGINE MODEL | C556JCI | ENGINE FAMILY | JC13 | ENGINE SERIES | CII | | |
|--------------|-------------------|--------------------------------|-------|---------------|-------|-------|-------|
| Speed (Rpm) | Type of Operation | TYPICAL GENERATOR OUTPUT (NET) | | ENGINE POWER | | | |
| | | kVA | kWe | Gross | | Net | |
| | | | | KWm | Hp | kWm | Hp |
| 1500 | Stand By(Maximum) | 451,0 | 361,0 | 400,0 | 536,9 | 384,0 | 515,4 |
| | Prime | 409,0 | 328,0 | 364,0 | 488,6 | 349,0 | 468,5 |
| 1800 | Stand By(Maximum) | 451,0 | 361,0 | 400,0 | 536,9 | 384,0 | 515,4 |
| | Prime | 409,0 | 328,0 | 364,0 | 488,6 | 349,0 | 468,5 |

DIESEL ENGINE MATCHING PARAMETERS - 50 HZ

| 50 HZ @ 1500 R/MIN | | STAND BY | PRIME |
|--|----------------------|----------|-------|
| Gross Engine Power | kW | 400,0 | 364,0 |
| Net Engine Power | kW | 384,0 | 349,0 |
| Fan Power Consumption (Belt Pulley Driven) | kW | 14,0 | 14,0 |
| Other Power Loss | kW | 2,0 | 1,5 |
| Mean Effective Pressure | MPa | 3,29 | 3,00 |
| Intake Air Flow | m ³ / min | 21,72 | 20,68 |
| Exhaust Temperature Limit | °C | 650 | 650 |
| Exhaust Flow | m ³ / min | 42,73 | 40,70 |
| Boost Pressure Ratio | | 3,26 | 3,09 |
| Mean Piston Speed | m / s | 6,5 | 6,5 |
| Cooling Fan Air Flow | m ³ / min | 612,0 | 612,0 |
| Typical Generator Output Power | kVA | 451 | 409 |
| HEAT REJECTION | | STAND BY | PRIME |
| Energy in Fuel (Heat of Combustion) | kW | 1000,0 | 910,0 |
| Gross Heat to Power | kW | 400,0 | 364,0 |
| Energy to Coolant and Lubricating Oil | kW | 200,0 | 182,0 |
| Heat Dissipation Capacity * | kW | 70,0 | 64,0 |
| Energy to Exhaust | kW | 290,0 | 264,0 |
| Heat to Radiation | kW | 40,0 | 36,0 |

*Intake Intercooled system

DIESEL ENGINE MATCHING PARAMETERS - 60 HZ

| 60 HZ @ 1800 R/MIN | | STAND BY | PRIME |
|--|----------------------|----------|-------|
| Gross Engine Power | kW | 400,0 | 364,0 |
| Net Engine Power | kW | 381,2 | 345,7 |
| Fan Power Consumption (Belt Pulley Driven) | kW | 16,8 | 16,8 |
| Other Power Loss | kW | 2,0 | 1,5 |
| Mean Effective Pressure | MPa | 2,74 | 2,50 |
| Intake Air Flow | m ³ / min | 21,72 | 20,68 |
| Exhaust Temperature Limit | °C | 650 | 650 |
| Exhaust Flow | m ³ / min | 42,73 | 40,70 |
| Boost Pressure Ratio | | 3,20 | 3,10 |
| Mean Piston Speed | m / s | 7,8 | 7,8 |
| Cooling Fan Air Flow | m ³ / min | 612,0 | 612,0 |
| Typical Generator Output Power | kVA | 447 | 406 |
| HEAT REJECTION | | STAND BY | PRIME |
| Energy in Fuel (Heat of Combustion) | kW | 1002,0 | 895,0 |
| Gross Heat to Power | kW | 400,0 | 347,0 |
| Energy to Coolant and Lubricating Oil | kW | 200,0 | 182,0 |
| Heat Dissipation Capacity * | kW | 70,0 | 63,0 |
| Energy to Exhaust | kW | 290,0 | 264,0 |
| Heat to Radiation | kW | 42,0 | 38,0 |

*Intake Intercooled system

JCB ALTERNATOR TECHNICAL PARAMETERS AND SPECIFICATIONS

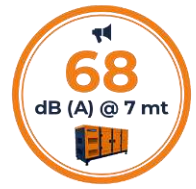


| ALTERNATOR TECHNICAL PARAMETERS | | | | |
|---------------------------------|----------------------|---------------------------------|----------------|-------------|
| Insulation Class | H | Field Control System | Self-Excited | |
| Winding Pitch | 2/3 - (N° 6) | A.V.R. Model | Standard | SX440 |
| Wires | 12 | Voltage Regulation | % | ± 1 |
| Protection | IP 23 | Sustained Short-Circuit Current | 10 sec | 300% (3 IN) |
| Altitude | m | Total Harmonic (*) TGH / THC | % | < 4 |
| Overspeed | rpm | Wave Form: NEMA = TIF - (*) | | < 50 |
| Air Flow | m ³ /sec. | Wave Form: I.E.C. = THF - (*) | % | < 2 |
| Bearing Drive | N/A | Bearing Non-Drive | Bearing | 6314-2RZ |
| Rotor Winding | 100% | Copper | Stator Winding | 100% Copper |



JCN 450 & 450

231 / 400 V – 50 Hz & 277 / 480 V – 60 Hz



ALTERNATOR SPECIFICATIONS

50 HZ / 231-400V COSQ 0,8 / 1500 RPM

STANDARD USING ALTERNATOR

OPTIONAL USING ALTERNATOR

| BRAND/MODEL | | JCB 315M | | TAL047A | | S4L1DF | | | |
|--------------------|-----|----------------|---------|----------------|-----------|----------------|---------|----------------|---------|
| DUTY | | Continuous | | | Stand By | | | | |
| AMBIENT | C° | 40°C | | | 27°C | | | | |
| CLASS / TEMP. RISE | C° | H/ 125° K | | | H/ 163° K | | | | |
| SERIES STAR | V | 380/220 | 400/231 | 415/240 | 1 Phase | 380/220 | 400/231 | 415/240 | 1 Phase |
| PARALLEL STAR | V | 190/110 | 200/115 | 208/120 | 220 | 190/110 | 200/115 | 208/120 | 220 |
| SERIES DELTA | V | 220 | 230 | 240 | 230 | 220 | 230 | 240 | 230 |
| OUTPUT POWER | kVA | 409,0 | 409,0 | 424,0 | - | 450,0 | 450,0 | 467,0 | - |
| OUTPUT POWER | kW | 327,2 | 327,2 | 339,2 | - | 360,0 | 360,0 | 373,6 | - |

60 HZ / 277-480V COSQ 0,8 / 1800 RPM

STANDARD USING ALTERNATOR

OPTIONAL USING ALTERNATOR

| BRAND/MODEL | | JCB 315S | | TAL046G | | HC4E | | | |
|--------------------|-----|----------------|---------|----------------|------------|----------------|---------|----------------|---------|
| DUTY | | Continuous | | | Stand By | | | | |
| AMBIENT | C° | 40°C | | | 27°C | | | | |
| CLASS / TEMP. RISE | C° | H / 125° K | | | H / 163° K | | | | |
| SERIES STAR | V | 416/240 | 440/254 | 480/277 | 1 Phase | 416/240 | 440/254 | 480/277 | 1 Phase |
| PARALLEL STAR | V | 208/120 | 220/127 | 240/138 | - | 208/120 | 220/127 | 240/138 | - |
| SERIES DELTA | V | 240 | 254 | 277 | 240 | 240 | 254 | 277 | 240 |
| OUTPUT POWER | kVA | 421,0 | 443,0 | 466,0 | - | 463,0 | 487,0 | 513,0 | - |
| OUTPUT POWER | kW | 336,8 | 354,4 | 372,8 | - | 370,4 | 389,6 | 410,4 | - |

CONTROL MODULE ALERTS

Emergency Stop Malfunction
 High Generator Frequency
 Low Generator frequency, Low Load
 Over Current, Unbalanced Current
 Low Generator Voltage
 High generator Frequency
 Phase sequence error
 Overload, Heat Sensor Broken
 Low Water Level (Optional)
 Low Oil Pressure, Reverse Power
 Low Water Temperature

Start Error, Stop Error
 Magnetic Pickup Error
 Charge Alternator Error
 Unbalanced Load
 Maintenance Time Alarm
 Low Speed, High Speed
 Broken Oil Sensor Cable
 High Oil Temperature (Optional)
 Low Fuel Level (Optional), High Battery Voltage
 Low Battery Voltage, High Water Temperature
 Electronic Can bus Errors (ECU)

CONTROL PANEL SPECIFICATIONS



- Powder Painted Steel Panel with Lockable Door
- ATS (Automatic Transfer Panel)- Optional
- Control Module
- Battery Charger
- Emergency Stop Button
- Terminal Blocks
- Load Output Terminal
- System Protection MSBs
- Circuit Breaker-Optional
- LCD Screen
- Control Relays
- Backlit, 128x64 Pixels

CONTROL MODULE TECHNICAL PARAMETERS

| | | | |
|---------------------------------------|-------------------|-----------------------------------|---------------------------------------|
| Brand | | Brand | Trans-MIDIAMF.232.GP |
| Dimensions | 120mmx94mm. | Protection Class | IP65 From the Front |
| Weight | 260 gr. | Environmental Conditions | 2000 meters above sea level |
| Ambient Humidity | Max. %90. | Ambient Temperature | -20°C to +70°C |
| DC Battery Supply Voltage | 8 - 32 V | Battery Voltage Measurement | 8 – 32 V |
| Network Frequency | 5 - 99,9 Hz | Mains Voltage Measurement | 3 - 300 V phase -Neutral, 5 - 99,9 Hz |
| Generator Voltage Measurement | 3 - 300 V | Generator Frequency | 5 - 99,9 Hz |
| Current Transformer Secondary | 5A | Working Period | Continuous |
| Charge Alternator Voltage Measurement | 8 - 32 V | Charge Alternator Excitation | 210mA &12V, 105mA &24V Nominal 2.5W |
| Communication Interface | RS-232 | Analog Sender Measurement | 0 - 1300ohm |
| Generator Contactor Relay Output | 5A & 250V | Mains Contactor Relay Output | 5A & 250V |
| Solenoid Transistor Outputs | 1A with DC Supply | Start Transistor Outputs | 1A with DC Supply |
| Configurable-3 Transistor Outputs | 1A with DC Supply | Configurable-4 Transistor Outputs | 1A with DC Supply |

CONTROL MODULE FUNCTION

| | | | | |
|------------------------------------|--|---|-------------------------------------|--|
| Mains Voltage Level Control | Generator Voltage Level Control | 3 Phase Generator Protections | 3 Phase AMF Function | Alarm Horn |
| Network Frequency Level Control | Generator Frequency level Control | - High / Low Voltage | - High / Low Frequency | Heater Tube Thermostat Control |
| Engine Operating Option Control | Generator Current Level Control | - High / Low Frequency | - High / Low Voltage | Modbus and SNMP |
| Engine Stop Option Control | Generator Powder Level Control | - Current / Voltage Asymmetry | - High / Low Water Temperature | Working Hour |
| Engine Speed (RPM) Level Control | Generator work Schedule and Timing Control | - Overcurrent / Overload | - High / Low Load | Ground Leakage |
| Battery Voltage Options Times | Oil Pressure Controllers Control | Overheat Control | Mains., Generator ATS Control | Analog Modem |
| Check Engine Maintenance Times | Configurable Analog Inputs and Outputs | 1 Phase or 3 Phase, Phase Selection | Network, Voltage, Frequency Display | Ethernet, USB, RS232, RS485 |
| Communication Interfaces GPRS, GSM | Keeping Error Records of Past Events | Parameter Setting via Control Module | Parameter Setting via Computer | Selectable Protection Alarm / Shutdown |
| Engine Speed, Voltage, Earning | Configurable Programmable Digital Inputs and Outputs | Water Temperature Current and Frequency | Hours of Operation Phase sequence | Battery Voltage Oil Pressure |

SOUND PROOF CANOPY AND BASE FRAME (CHASIS) SPECIFICATIONS



- Special, Registered JCB Energy Design and Colour
- A1 Quality DKP / HRU / Galvanized Steel
- Sensitive Twist on Automatic Press Brake
- Delicate Cut on Automatic Punch and Laser Bench
- Sensitive Welding on Robotic Welding Bench
- Chemical Cleaning Nano Technology Before Painting
- Robotic Painting with Electrostatic Powder Paint
- Drying and stabilizing on 200 °C Ovens
- 1500 Hour Salt Test
- Glass wool Isolation, A1 Class Material -50/+500 °C
- Special Covering Over Glass Wool
- Best Sound Level (in Dba)
- Temperature Tests
- Rustproof Accessories
- Cable Exit Connectors and Glands
- Emergency Stop Button
- Fuel Level Gauge
- Fuel Drain Cap
- Fuel Inlet and Return Records
- I permeability Test for Fuel Tank
- Vacuumed Rubber Mounted
- High Quality weatherstrips
- High Quality Shock Absorbers
- Fuel Filling Cap (with ventilation)
- Lifting and Carrying Equipment
- Internal Exhaust Mufflers (Silencers)
- External Exhaust Mufflers (Silencers)
- Radiator water Filling Cap
- Daily Fuel Tank, External Fuel Tank

Our Quality Certificates

Certificate of Registration 

This is to certify that the Quality Management System of

JCBENERGY

JCB ENERGY ELECTRIC POWER INDUSTRY
CALLE DE TRESPADERNE, NUM 7 PLANTA 3, PUERTA C 28042 MADRID - (MADRID), SPAIN

is in accordance with the requirements of the following standard

ISO 9001:2015
(Quality Management System)

SCOPE

MANUFACTURING, SALES AND SERVICE OF GENERATOR AND GENERATOR COMPLEMENTS, WATER PUMP, FORKLIFT, UPS, REGULATOR, CONVERTERS, SHUTTER POWER SUPPLIES
(IAF Code: 18,19)

Certificate Number: 251622013423

Initial Registration Date: 25-Oct-2023
1st Surveillance Date: 25-Sep-2024
2nd Surveillance Date: 25-Sep-2025
Certificate Expiry Date: 24-Oct-2028

To verify certificate, visit at:
www.arscert.com/
<https://www.iafcertification.org>
<https://www.iafcertsearch.org/>

Issued by ARS Assessment Private Limited
Managing Director

IAF Address: 470, North Center Dr., STE 202, Norfolk, VA 23502, United States of America

Certificate of Registration 

This is to certify that the Environmental Management System of

JCBENERGY

JCB ENERGY ELECTRIC POWER INDUSTRY
CALLE DE TRESPADERNE, NUM 7 PLANTA 3, PUERTA C 28042 MADRID - (MADRID), SPAIN

is in accordance with the requirements of the following standard

ISO 14001:2015
(Environmental Management System)

SCOPE

MANUFACTURING, SALES AND SERVICE OF GENERATOR AND GENERATOR COMPLEMENTS, WATER PUMP, FORKLIFT, UPS, REGULATOR, CONVERTERS, SHUTTER POWER SUPPLIES
(IAF Code: 18,19)

Certificate Number: 25162202423

Initial Registration Date: 25-Oct-2023
1st Surveillance Date: 25-Sep-2024
2nd Surveillance Date: 25-Sep-2025
Certificate Expiry Date: 24-Oct-2028

To verify certificate, visit at:
www.arscert.com/
<https://www.iafcertification.org>
<https://www.iafcertsearch.org/>

Issued by ARS Assessment Private Limited
Managing Director

IAF Address: 470, North Center Dr., STE 202, Norfolk, VA 23502, United States of America

CERTIFICATE OF REGISTRATION 

This is to certify that the Management System of

JCBENERGY

JCB ENERGY ELECTRIC POWER INDUSTRY
CALLE DE TRESPADERNE, NUM 7 PLANTA 3, PUERTA C 28042 MADRID - (MADRID), SPAIN

is in accordance with the requirements of the following standard

ISO 27001:2013
(Information Security Management System)

SCOPE OF CERTIFICATION

PROTECTION OF RECORDS AND INFORMATION ASSETS IN MANUFACTURING, SALES AND SERVICE OF GENERATOR AND GENERATOR COMPLEMENTS, WATER PUMP, FORKLIFT, UPS, REGULATOR, CONVERTERS, SHUTTER POWER SUPPLIES

Certificate Number: QCAS-JCB-23-05158813

Initial Certification Date: 25 Oct 2023 Date of Expiry: 24 Oct 2028
1st Surveillance Date: 25 Sep 2024 2nd Surveillance Date: 25 Sep 2025

Verify the Certificate: <https://gaafs.us/site/search/>

Issued by QCAS Certifications Inc.
Managing Director

QCAS Address: 4000, Regatta Avenue, #100, Norfolk, VA 23502

Certificate of Registration 

This is to certify that the Occupational Health and Safety Management System of

JCBENERGY

JCB ENERGY ELECTRIC POWER INDUSTRY
CALLE DE TRESPADERNE, NUM 7 PLANTA 3, PUERTA C 28042 MADRID - (MADRID), SPAIN

is in accordance with the requirements of the following standard

ISO 45001:2018
(Occupational Health and Safety Management System)

SCOPE

MANUFACTURING, SALES AND SERVICE OF GENERATOR AND GENERATOR COMPLEMENTS, WATER PUMP, FORKLIFT, UPS, REGULATOR, CONVERTERS, SHUTTER POWER SUPPLIES
(IAF Code: 18,19)

Certificate Number: 251622013424

Initial Registration Date: 25-Oct-2023
1st Surveillance Date: 25-Sep-2024
2nd Surveillance Date: 25-Sep-2025
Certificate Expiry Date: 24-Oct-2028

To verify certificate, visit at:
www.arscert.com/
<https://www.iafcertification.org>
<https://www.iafcertsearch.org/>

Issued by ARS Assessment Private Limited
Managing Director

IAF Address: 470, North Center Dr., STE 202, Norfolk, VA 23502, United States of America

CERTIFICATE OF REGISTRATION 

This is to certify that the Management System of

JCBENERGY

JCB ENERGY ELECTRIC POWER INDUSTRY
CALLE DE TRESPADERNE, NUM 7 PLANTA 3, PUERTA C 28042 MADRID - (MADRID), SPAIN

is in accordance with the requirements of the following standard

ISO 50001:2018
(Energy Management System)

SCOPE OF CERTIFICATION

MANUFACTURING, SALES AND SERVICE OF GENERATOR AND GENERATOR COMPLEMENTS, WATER PUMP, FORKLIFT, UPS, REGULATOR, CONVERTERS, SHUTTER POWER SUPPLIES

Certificate Number: QCAS-JCB-23-05158814

Initial Certification Date: 25 Oct 2023 Date of Expiry: 24 Oct 2028
1st Surveillance Date: 25 Sep 2024 2nd Surveillance Date: 25 Sep 2025

Verify the Certificate: <https://gaafs.us/site/search/>

Issued by QCAS Certifications Inc.
Managing Director

QCAS Address: 4000, Regatta Avenue, #100, Norfolk, VA 23502



JCB Energy Electric Power Industry S.L.

HAS OUR TOTAL SUPPORT

We are pleased to certify that this company, with its registered office (address as below), is fully authorized as an Original Equipment Manufacturer partner to incorporate Meccalte AC Generators when selling and distributing generating sets.

Meccalte also certifies that its products sold to this company are fully covered by the Meccalte Warranty.

Meccalte provides this company access to its extensive product knowledge in order to incorporate Meccalte AC Generators when selling and distributing generating sets.

World class alternators 1-5000kVA

APPROVED MANUFACTURER

Rafael Muñoz

CERTIFICADO MANUFACTURER

VALIDADURA 29 December 2023

EDIFICIO ADDRESS: C/AV. DE TRESPADERNE, 7, P.O. 28042, MADRID, SPAIN



POWER FROM WITHIN



GCR CERT

CERTIFICATE



JCB ENERGY ELECTRIC POWER INDUSTRY

CALLE DE TRESPADERNE, NUM 7 PLANTA 3, PUERTA C 28042 MADRID - (MADRID), SPAIN

In recognition of the organization's Management System which complies with

GDP

The scope of activities covered by this certificate is defined below:

MANUFACTURING, SALES AND SERVICE OF GENERATOR AND GENERATOR COMPLEMENTS, WATER PUMP, FORKLIFT, UPS, REGULATOR, CONVERTERS, SHUTTER POWER SUPPLIES.

Certificate Number : GCR/CERT-41.2023.3586
Certificate Issue Date : 01.11.2023
Certificate Validity : 31.10.2024

Abimanyu Gaurav
Abimanyu Gaurav
Approval



For additional information on the scope of activities covered by this certificate, visit our website at: www.gcr-cert.com



GCR CERT

CERTIFICATE



JCB ENERGY ELECTRIC POWER INDUSTRY

CALLE DE TRESPADERNE, NUM 7 PLANTA 3, PUERTA C 28042 MADRID - (MADRID), SPAIN

In recognition of the organization's Management System which complies with

GHP

The scope of activities covered by this certificate is defined below:

MANUFACTURING, SALES AND SERVICE OF GENERATOR AND GENERATOR COMPLEMENTS, WATER PUMP, FORKLIFT, UPS, REGULATOR, CONVERTERS, SHUTTER POWER SUPPLIES.

Certificate Number : GCR/CERT-41.2023.3587
Certificate Issue Date : 01.11.2023
Certificate Validity : 31.10.2024

Abimanyu Gaurav
Abimanyu Gaurav
Approval



For additional information on the scope of activities covered by this certificate, visit our website at: www.gcr-cert.com



GCR CERT

CERTIFICATE



JCB ENERGY ELECTRIC POWER INDUSTRY

CALLE DE TRESPADERNE, NUM 7 PLANTA 3, PUERTA C 28042 MADRID - (MADRID), SPAIN

In recognition of the organization's Management System which complies with

ISO 22716:2013:GMP GOOD MANUFACTURING PRACTICES

The scope of activities covered by this certificate is defined below:

MANUFACTURING, SALES AND SERVICE OF GENERATOR AND GENERATOR COMPLEMENTS, WATER PUMP, FORKLIFT, UPS, REGULATOR, CONVERTERS, SHUTTER POWER SUPPLIES.

Certificate Number : GCR/CERT-41.2023.3585
Certificate Issue Date : 01.11.2023
Certificate Validity : 31.10.2024

Abimanyu Gaurav
Abimanyu Gaurav
Approval



For additional information on the scope of activities covered by this certificate, visit our website at: www.gcr-cert.com



GCR CERT

CERTIFICATE

HEALTHY & SAFE WORKPLACE CERTIFICATE

JCB ENERGY ELECTRIC POWER INDUSTRY

CALLE DE TRESPADERNE, NUM 7 PLANTA 3, PUERTA C 28042 MADRID - (MADRID), SPAIN

It has been certified to obtain a Healthy and Safe Workplace Certificate by fulfilling the requirements for COVID-19 measures, within the physical conditions of the business with in the scope of the Healthy and Safe Workplace Certificate program.

FACTORIES - PRODUCTION LOCATIONS:
ELECTRICAL AND ELECTRONICS INDUSTRY

Certificate Number : GCR/CERT-41.2023.3600
Certificate Issue Date : 01.11.2023
Certificate Validity : 06.11.2024

Abimanyu Gaurav
Abimanyu Gaurav
Approval



For additional information on the scope of activities covered by this certificate, visit our website at: www.gcr-cert.com



GCR CERT

CERTIFICATE



JCB ENERGY ELECTRIC POWER INDUSTRY

CALLE DE TRESPADERNE, NUM 7 PLANTA 3, PUERTA C 28042 MADRID - (MADRID), SPAIN

In recognition of the organization's Management System which complies with

ISO 10002:2018

The scope of activities covered by this certificate is defined below:

MANUFACTURING, SALES AND SERVICE OF GENERATOR AND GENERATOR COMPLEMENTS, WATER PUMP, FORKLIFT, UPS, REGULATOR, CONVERTERS, SHUTTER POWER SUPPLIES.

Certificate Number : GCR/CERT-41.2023.3525
Certificate Issue Date : 25.10.2023
Certificate Validity : 24.10.2024

Abimanyu Gaurav
Abimanyu Gaurav
Approval



For additional information on the scope of activities covered by this certificate, visit our website at: www.gcr-cert.com





www.jcbenergy.es