



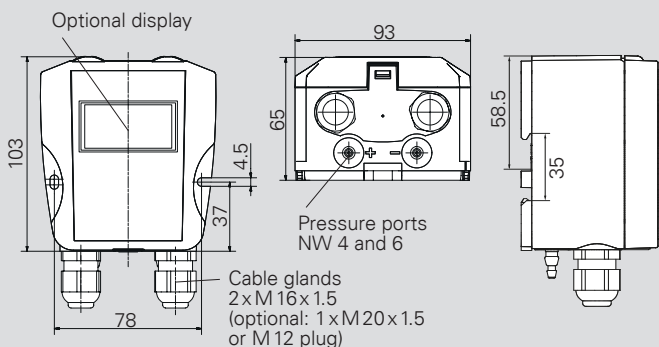
Picture: Version with display

Features

- Compact differential pressure transmitter for basic applications in cleanrooms, machines, HVAC or filter monitoring
- Robust ABS housing with IP67 for top-hat rail or wall mounting
- \pm and asymmetric measurement ranges
- Either with one fixed measurement range or toggling between 4 different measurement ranges
- Pressure units Pa, kPa (linear output signal)
- Square-root output signal in % of max. possible value
- Configurable via DIP switches
- Zero point correction and via internal pushbutton or digital input
- Fine adjustment via internal pushbutton

Optional

- 3 ½ digits display
- 2-wire system (ZWL) or relay (6 A)
- Plug for easy commissioning



Dimensions in mm

Measurement ranges (also \pm) others available upon request	50/100/200/500 Pa 1/2.5/5/10 kPa
Measurement accuracy ¹⁾ (at 22 °C)	$\pm 1\%$ of the set value plus ± 0.5 Pa for measurement ranges ≤ 250 Pa plus ± 1 Pa
Temperature coefficient span	0.1 % of max. value/K
Temperature coefficient zero point	0.1 % of max. value/K
Max. system pressure / Overload capacity	± 25 kPa: measurement ranges ≤ 250 Pa ± 50 kPa: measurement ranges > 250 Pa
Medium	dry air, all non-aggressive and non-flammable gases
Step response time (T63) (Time constant)	25 ms (adjustable)
Rated temperature range	-10..70 °C with display: 0..50 °C
Storage temperature	-10..70 °C with display: -5..55 °C
Calibration temperature	22 °C
Air humidity (medium)	0..80 % RH
Power consumption	< 1 W (optional relay: < 4 W)
Pressure ports	for tubing NW 4 and 6 mm
Protection class	IP67
Weight	approx. 200 g
Certificates	CE / UKCA

¹⁾ Measurement accuracy for the reference 0.3 Pa, for measuring ranges $\leq \pm 1.5$ kPa

Output ²⁾	A
0..10 V ($R_L \geq 50$ k Ω)	1
2..10 V ($R_L \geq 50$ k Ω)	2
0..20 mA ($R_L \leq 500$ Ω)	0
4..20 mA ($R_L \leq 500$ Ω)	4

Contact point ⁴⁾	D
none	0
1 relay (exchange contacts) ⁴⁾ max. 230 VAC, 6 A (not for two-wire)	1

²⁾ can be configured using DIP switches, conversion into square root signal adjustable (in % of max. possible value)

⁴⁾ Relay parameters can be pre-set on request

Power supply	B
24 VAC/DC 50/60 Hz $\pm 10\%$ reverse pole protection	AC/DC
15..32 VDC two-wire (only for A=4)	ZWL
24 VDC with galvanic separation	VDC

Display	E
none	0
3 ½ digits ⁵⁾	1

⁵⁾ Display up to ± 1999

Measurement range	C
Standard ³⁾ (e.g. 0..100 Pa)	
50 Pa/100 Pa/ 200 Pa/250 Pa	1
100 Pa/200 Pa/ 750 Pa/1.25 kPa	2
250 Pa/500 Pa/ 1 kPa/2.5 kPa	3
1 kPa/2.5 kPa/ 5 kPa/10 kPa	4
± 50 Pa/ ± 100 Pa/ ± 200 Pa/ ± 250 Pa	1A
± 100 Pa/ ± 200 Pa/ ± 750 Pa/ ± 1.25 kPa	2A
± 250 Pa/ ± 500 Pa/ ± 1 kPa/ ± 2.5 kPa	3A
± 1 kPa/ ± 2.5 kPa/ ± 5 kPa/ ± 10 kPa	4A

Step response time ⁶⁾	F
25 msec	025
1 sec	1
4 sec	4
10 sec	10

⁶⁾ Factory preset, configurable via button

Electrical connection	G
spring-type terminal, 2 x M 16 cable glands	16
spring-type terminal, M 20 cable gland ⁷⁾	20
M 12 plug ⁷⁾	12

⁷⁾ not for changeover contacts / relay (D)







Calibration certificate	H
none	0
Factory calibration	I
Calibration according to DKD-R 6-1	D

³⁾ also \pm measuring ranges

Order code	A	B	C	D	E	F	G	H
PS17	-	-	-	-	-	-	-	-

MEASUREMENT OF DIFFERENTIAL PRESSURE

Measurement of differential pressure is useful in a broad range of applications. It is used in ventilation and air-conditioning technology but also in many areas of air handling process technology. halstrup-walcher offers a wide range of products for stationary measurement of differential pressure:

Product	P26	P34	P29	PU / PI / PIZ	PS27	PS17
						
Application	High precision, freely scalable pressure transmitter for critical applications	Measuring transmitter with very small dimensions – ideal for the control cabinet	High precision, freely scalable pressure transmitter for natural gas	For standard applications. PIZ: in two wire technology	A basic sensor for simple applications	Differential pressure transmitter for basic applications
Housing installation	Mounted on a wall/top-hat rail					
Max. measurement range	± 100 kPa		0.. 10 kPa	± 100 kPa	± 10 kPa	
Min. measurement range	± 10 Pa		0.. 250 Pa	± 50 Pa		
Measurement accuracy¹⁾	± 0.2 % FS ²⁾ (optional) ± 0.5 % FS (standard)			± 0.2 % FS ³⁾ ± 0.5 % FS ± 1 % FS	± 3 % for measuring ranges < 100 Pa or ± 2 % for measuring ranges ≥ 100 Pa	± 1 % of the set final value plus ± 0,5 Pa for measuring ranges ≤ 250 Pa plus ± 1 Pa
Square-root (volume flow)	✓	✓ ²⁾	✓	-	-	✓
Display	optional	-	optional	optional	optional	optional

¹⁾ Measurement accuracy for the reference 0.3 Pa, for measuring ranges ≤ ±1.5 kPa

²⁾ for measurement ranges ≤ 50 kPa

³⁾ for measurement ranges ≥ 250 Pa and ≤ 50 kPa

ACCESSORIES

Connecting components

Silicone tubing ID 5 mm, OD 9 mm, red (please state length required)	9601.0160
Silicone tubing ID 5 mm, OD 9 mm, blue (please state length required)	9601.0161
Norprene tubing ID 4.8 mm, OD 8 mm, black (please state length required)	9061.0132
Y-piece for tubing NW 5mm	9601.0171

User software

You can set the parameters for our instruments or monitor and record measurements using a PC via a USB or RS232 interface. These features are supported by our free user software. This also allows you to transfer your settings to other devices by saving and reusing them.

Our user software is compatible with the following pressure transmitters: P26, P34 and P29.

You can download the file here:

www.halstrup-walcher.de/en/software