


powerLine

CREEP-FEED GRINDING MACHINE



WORK PIECES UP TO
3000 × 700 × 650 MM [L × W × H]



CREEP-FEED GRINDING 2.0

- ✓ Extreme high rigidity
- ✓ Spindle power up to 105 kW
- ✓ Grinding wheel width up to 300 mm
- ✓ Grinding spindle with pre-loaded precision bearings
- ✓ High table load capacity

ROBUST AND ECONOMICAL

powerLine – CREEP-FEED GRINDING 2.0

- ✔ Large grinding widths and lengths up to 3 meters as compact single column construction
- ✔ Highest rigidity and grinding performance for high productivity and material removal rate
- ✔ Welded and tempered steel construction
- ✔ Linear guideways in all axes
- ✔ Full machine enclosure
- ✔ Traveling table machine
- ✔ All axes with ball screws
- ✔ Sinumerik 840 D control
- ✔ Z-axis via traveling headstock for more stiffness
- ✔ Various dressing and measuring device options





Table-mounted profile roll dressing unit



Continuous dressing device for grinding wheels up to 300 mm



Grinding of hedge trimmers

TECHNICAL DATA				
powerLine	10	15	20	30
Table drive	Ball screw	Ball screw	Ball screw	Ball screw
Grinding width [mm]	700	700	700	700
Grinding length [mm]	1000	1500	2000	3000
Distance spindle center to table [mm]	900 / 1100			
Spindle power [kW]	52 / 70 / 90 / 105			
Grinding wheel [mm]	400 × 60 × 127		500 × 150 × 203	

GET IN TOUCH WITH US TODAY
TOGETHER WE WILL FIND A SOLUTION
FOR YOUR REQUIREMENTS

ELB-SCHLIFF Werkzeugmaschinen GmbH

Phone: +49 6028 408 0

info@elb-schliff.de

www.elb-schliff.de