



## Reminder

We appreciate your purchase!  
Please read the instruction manual before installation and keep it handy for future reference.



## Applications

LED tube with high purity, high luminosity cast aluminum heatsink, SMD Shineon chip, with a constant current Upshine driver. Designed for horizontal and vertical cultivation for germination and propagation. The P24 spectrum gives maximum intensity at 450nm, improves vegetative growth. Promotes the primary and secondary metabolite in microgreens and green leafy vegetables. P11 spectrum maximizes light red and blue to allow the absorption of chlorophyll A and B, with a balance of light green for a much deeper canopy penetration, promotes photosynthesis in all stages.



## Troubleshooting

Problem	Possible cause	Solutions
LEDs stop working	The powerline is improperly connected	Connect the power cable
	The power plug is loose	Firming plug the power in
	The LED driver malfunctions	Replace with a new driver
LEDs flash on and off	The LED chip is damaged	It can be repaired only by Venalsol.
	The output of the driver is abnormal	Replace with a new driver
	The LED chip breaks down	It can be repaired only by Venalsol.



## Guarantee

Venalsol guarantees its products, within the general conditions of supply, provided it is a manufacturing or material defect for a period of five years from the date of purchase. The guarantee consists in the repair / replacement of the parts or assemblies that are considered defective. Therefore, it will not apply to items that show damage as a result of not following the instructions for use correctly, or when the installation has been carried out by non-specialized personnel. Likewise, the damages caused by improper use of the device and faults produced during transport are excluded.

To make a warranty claim, you must notify your seller in writing, provide a purchase invoice and comply with the other warranty requirements. It will always be necessary to return the damaged product with its original identification plate of Venalsol Smart Light and its serial number. Transportation costs are excluded.

1. The decision as to whether the product is defective will be taken by Venalsol, who will check the malfunction of the product. If Venalsol verifies that the product is defective, it will decide if it has to be repaired or replaced by a new one. Venalsol reserves the right to use new or repaired products in the process of repair or replacement of the product under warranty. The product that has been repaired or replaced will be guaranteed during the original warranty period remaining. The cost of personnel and the cost of the machinery necessary for the replacement is excluded. The total responsibility of Venalsol regarding the defective product will always be limited to the money paid by the buyer for that product originally.

2. In case of request of a product in good condition, prior to the shipment of the defective product, in order to facilitate the substitution work, Venalsol may accept to supply it and this will be billed. This invoice will be paid, if applicable, once the allegedly damaged product is received and verified. If the warranty requirements are not met, or the damaged material is not received, 60 days after the previous replacement, the invoice will be charged.

### The guarantee will not cover the following circumstances:

- Damages caused by force majeure such as wars, riots, sabotages, cyclones, earthquakes, floods, explosions, fires, etc.
- Damages caused by improper use during the delivery period, defects caused by its misuse, wrong treatment or destruction of the machinery.
- Disassembly, modification or improper maintenance of repaired products without the authorization of the supplier.
- Damage caused by the buyer or installer using low quality wiring or other components not compatible with the product.
- This warranty is not valid if the product is used for different purposes for which it is originally designed.



Read the instructions carefully before you start using the product.

9W – 15W – 22W – 30W

Venalsol Smart Light S.L.

C/ Garbí nº15. - Polígono Industrial Palma de Gandía - 46724 - Palma de Gandía  
Valencia (España) - Customer service: +34 962 808 219 [info@venalsol.com](mailto:info@venalsol.com)



< PRODUCT DATA SHEET

[www.venalsol.com](http://www.venalsol.com)

All rights reserved - Copyright ©2017



## Connection precautions.

1. Disconnect the power supply before installation or maintenance of the light.
2. It is strictly mandatory to connect the earth cable (Yellow / Green) with the ground connection of the installation.
3. Do not touch the power source when the lamp is in operation.
4. To avoid damage, electric shock or fire, do not disassemble or replace the lamp (PCB CHIP LED).
5. To avoid damage, falls, electric shocks or fires, please do not modify or replace the original accessories with others that are not, without consulting and being authorized by Venalsol beforehand.
6. Only qualified personnel can perform the replacement or installation of the luminaire and make sure that it follows the instructions in the manual. If the installation is not carried out properly, it can cause falls, electric shocks, fires or other damages.
7. Disconnect the power supply if smoke or odor comes out, as this could result in a fire or electric shock.
8. Consult qualified personnel for inspection and maintenance of the lamp
9. If the wiring of the luminaire itself is damaged, it can only be replaced by Venalsol.



## Applicable regulations



It has passed the tests and verifications necessary to obtain the CE Marking. This product complies with the application standards on Low Voltage (LVD) 2014/35 / EU: EN60598-1: 2015, EN60598-2-24: 2013, EN60598-2-1: 1989, EN62031: 2008, EN62471: 2008, EN62493: 2010 and Electromagnetic Compatibility (EMC) 2014/30 / EU: EN61000-3-2: 2014, EN61000-3-3: 2013, EN61547: 2009, EN55015: 2013



This symbol indicates that the product at the end of its useful life should be removed separately from other waste, since it is identified as an appliance for electrical use or domestic appliance according to Royal Decree 208/2005. Therefore, at the end of the use, you must take charge of delivering the product to a selective collection center or to an authorized waste manager. Venalsol is registered in the National Registry of Electrical and Electronic Devices with registration number 3493 and is attached to a Waste Management System for Electrical and Electronic Devices for products with the category of "lighting devices".



LED Venalsol luminaires are respectful with the environment. They do not contain mercury and the electronic components used comply with the provisions of the RoHS regulations transposing Royal Decree 208/2005.



## Technical Parameters

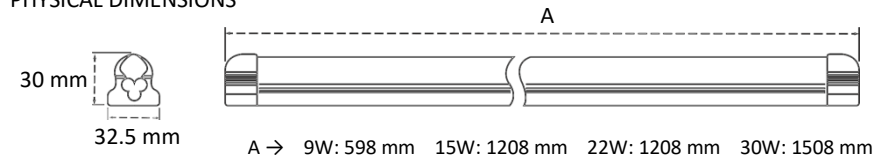
Product specifications	9W	15W	22W	30W
Input voltage	AC100-277V 50/60Hz Clase I (need a ground)			
Spectrum composition	(P11) Shineon LED / (P24) Shineon LED			
Luminous flux	16µMol/s	27µMol/s	40µMol/s	54µMol/s
Light Beam Angle	120°			
IP Rating	IP20			
Dimensions (mm)	598x32.5x30 mm	1208x32.5x30 mm	1208x32.5x30 mm	1508x32.5x30 mm
Net weight of the luminaire	0.20 ±0.3kg	0.33 ±0.3kg	0.34 ±0.3kg	0.42 ±0.3kg
Power factor	0.95			
Operating temperature	0 ~ +40°C			
Operating humidity	15% ~ 90%RH			
Storage temperature	-40 ~ +70°C			



## Installation Instructions

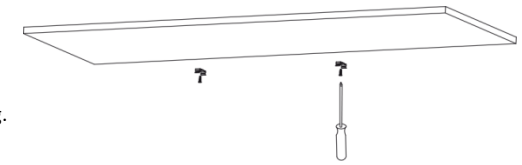
### A. Dimensions and installation of the suspended luminaire.

#### PHYSICAL DIMENSIONS



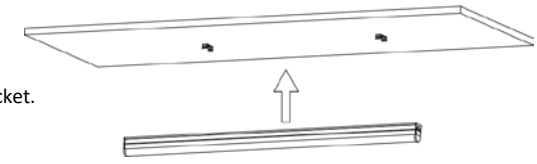
#### 1. ✂

Screw the mounting bracket to the ceiling.



#### 2. ✂

Install the LED tube in the mounting bracket.



#### 3. ✂

Insert the AC input cable into the LED tube.



#### 4. ✂

Once the installation is complete, turn on the power.



To link LED tubes the total energy consumption must be less than 180W.



## Wiring diagram

